



## Johnson County Empowerment/Early Childhood Iowa Board

Thursday, September 7 2023  
6:30-8:00 p.m.

The JCE/ECIA Board will be meeting in a hybrid format Johnson County Health and Human Services Conference Room 203B/C is reserved for this meeting and instructions to join via Microsoft Teams are below.

### Microsoft Teams meeting

Join on your computer, mobile app or room device

[Click here to join the meeting](#)

Meeting ID: 282 998 797 191

Passcode: tyAqKC

[Download Teams](#) | [Join on the web](#)

**Or call in (audio only)**

[+1 773-352-2004,,81462325#](#) United States, Chicago

Phone Conference ID: 814 623 25#

[Find a local number](#) | [Reset PIN](#)

[Learn More](#) | [Meeting options](#)

Draft Agenda: Please check [https://johnson-county.granicus.com/ViewPublisher.php?view\\_id=1](https://johnson-county.granicus.com/ViewPublisher.php?view_id=1) 24 hours before the meeting for any changes.

1. **Call Meeting to Order, Establish Quorum, and Approve Previous Meeting Minutes [Board Action]**
2. **Public Comment**
3. **Director's Report**
4. **Annual Report Presentation and Approval [Board Action]**
5. **Association of Early Childhood Iowa Area Boards Fees [Board Discussion]**
6. **FY23 Budget [Board Action]**
7. **FY24 Budget/allocate carryforward [Board Action]**
8. **Adjourn**

If there are questions about this agenda or if attendees require a modification because of a disability, please contact Sam Turnbull at [empower@johnsoncountyiowa.gov](mailto:empower@johnsoncountyiowa.gov) or (319) 356-6090.

Next Board meetings: October 19, 2023

Johnson County is a safe and healthy community in which to learn, work, and live.

Johnson County Empowerment • 855 S Dubuque Street, Suite 202B • Iowa City, IA 52240 • Telephone 319.356.6090

[www.johnsoncountyiowa.gov/empowerment](http://www.johnsoncountyiowa.gov/empowerment) • [empower@johnsoncountyiowa.gov](mailto:empower@johnsoncountyiowa.gov)

## BOARD REPORT OF EXPENSES

JULY 2023

Payee	Period	Invoice Date	SR	EC	Non-Grant
SR Clerk & SR ECC	June	6/30/2023	\$8,596.42		
VISA Adobe	June	6/30/2023	\$24.37		
VISA Adobe tax credit	June	6/30/2023	-\$1.38		
JCPH Dental	June	6/30/2023	\$329.31		
JCPH CCNC	June	6/30/2023	\$8,455.08		
NCJC PAT	June	6/30/2023	\$28,805.00		
NCJC Groups	June	6/30/2023	\$2,490.00		
UAY Young Parents	June	6/30/2023	\$9,986.35		
QI ECC	June	6/30/2023	\$3,203.18		
Kids Point	June	6/30/2023	\$500.00		
Purple Bloom	Apr-Jun	6/30/2023	\$2,250.00		
Smiling Tots	May-Jun	6/30/2023	\$1,500.00		
CCR&R	June	6/30/2023	\$6,980.61		
ARC	June	6/30/2023	\$7,293.65		
Home Ties	June	6/30/2023		\$3,825.00	
Grant Wood	June	6/30/2023		\$13,630.31	
HACAP	June	6/30/2023		\$5,208.37	
NCJC Wrap	June	6/30/2023		\$4,559.36	
EC Clerk	June	6/30/2023		\$640.39	
TOTAL			\$80,412.59	\$27,863.43	

## September 2023 Director Report - Johnson County Empowerment/Early Childhood Iowa Area

### STATEWIDE UPDATES:

- **HHS Service Delivery Assessment:** The AECIABA has sent out initial recommendations for reaching out to legislators about the HHS service delivery assessment.

### LOCAL UPDATES:

- **General**
  - **Expense Report:** Our July 2023 expense reports are in your board packet.
  - I have scheduled new member orientations on September 19 and September 25 5-6pm. Current members are welcome to attend also as a refresher and to meet new members.
- **Programs**
  - **School Ready Scholarships:** I have received 19 applications for School Ready Scholarships. I have approved 11, denied 8. With approved applications we have \$56,505 allocated out of our \$60,000 budget. I suggest we increase this line item.
  - **Car Seats and Safe Sleep:** Are on hold until my mobility increases.
- **Committees**
  - **Early Ed Work Group (Joan and Cheryl board liaisons):** Meets on the last Monday of every other month 2:30-3:30 pm.
  - **Parent Ed Work Group (Emily board liaison):** Meets on the first Monday of every other month 1-2 pm.
- **Community Collaboration**
  - **Child Care Wage Supplement:** Program is underway
  - **Infant/Toddler Scholarship Program:** I have received 12 applications or this program that I am processing.
  - **School Readiness Summit:** I am helping to organize a School Readiness Summit to be held Saturday November 4<sup>th</sup> to bring together school districts, early educators and resources.
- **Resource Links**
  - Website <https://johnsoncountyiowa.gov/empowerment>
  - State ECI website <https://earlychildhood.iowa.gov/>
  - Facebook <https://www.facebook.com/JohnsonCountyEmpowerment/>

Respectfully submitted Sam Turnbull September 7, 2023



# INVOICE

**FY24 ASSOCIATION DUES**

**TO:**  
 Johnson Co Empowerment  
 855 S Dubuque St  
 Iowa City, IA 52240

**AMOUNT DUE: \$1026**  
**DUE DATE: November 1, 2023**

**COMMENTS OR SPECIAL INSTRUCTIONS:**

ECI Area boards paying for Association dues with ECI funding MUST use administrative funds only. Program dollars cannot be used. Private donations are preferred and enhance the Association's ability to continue lobbying efforts on behalf of Iowa's families and young children, but it is not a requirement for membership. Please complete and return the information below with your payment. Kindly fill in the amount paid by funding source. Thank You!

Please send an email confirmation of your boards commitment to membership to [tbeghtol@dhlw.org](mailto:tbeghtol@dhlw.org) no later than **August 31<sup>st</sup> 2023**.

Make all checks payable to Company Name Send payment to:  
 Tasha Beghtol  
 ECI Association Treasurer  
 1427 Redwood Ave  
 Brighton, IA. 52540

DESCRIPTION	FUNDING SOURCE	TOTAL
Johnson	EC Admin	\$
Annual Association Dues (July 1, 2023 through June 30, 2024)	SR Admin	\$
	Private	\$
	TOTAL PAID	\$ 1026

If you have any questions concerning this invoice, contact Tasha at [tbeghtol@dhlw.org](mailto:tbeghtol@dhlw.org) or 319-461-1369

**FY24 Budget**

	SR	EC	Total
<b>Revenue</b>			
FY23 Program Carryforward	\$120,248.24	\$29,507.57	\$149,755.81
FY23 Administrative Carryforward	\$4,543.04	\$1,689.79	\$6,232.83
FY23 Quality Improvement Carryforward	\$2,805.63		\$2,805.63
FY24 Program Allocation	\$647,562.00	\$211,870.90	\$859,432.90
FY24 Administrative Allocation	\$37,133.00	\$11,151.10	\$48,284.10
FY24 Quality Improvement Allocation	\$60,713.00		\$60,713.00
FY24 Total Available Funds	\$873,004.91	\$254,219.36	\$1,127,224.27
<b>Administration</b>			
Available Administrative Funds	\$41,676.04	\$12,840.89	\$54,516.93
Administrative Clerk	\$12,290.00	\$6,145.00	\$18,435.00
Early Childhood Coordinator	\$24,827.04	\$5,128.89	\$29,955.93
Fiscal Agent and FAUP/audit fees (County in k)	\$0.00	\$0.00	\$0.00
Liability Insurance Fees	\$1,733.00	\$867.00	\$2,600.00
Board/Office costs/Website	\$1,800.00	\$700.00	\$2,500.00
AECIAB Fees	\$1,026.00	\$0.00	\$1,026.00
Administration Balance	\$0.00	\$0.00	\$0.00
Administration Carryforward %	0.00%	0.00%	0.00%
<b>Quality Improvement</b>			
Available Quality Improvement Funds	\$63,518.63		\$63,518.63
Early Childhood Coordinator	\$63,518.63		\$63,518.63
Quality Improvement Balance	\$0.00		\$0.00
Quality Improvement Carryforward %	0.00%		0.00%
<b>Programs</b>			
<b>External Programs</b>			
Available Programs Funds	\$767,810.24	\$241,378.47	\$1,009,188.71
GWAEA Child Care Alliance Response Team		\$78,586.00	\$78,586.00
HACAP HS/EHS Wraparound		\$77,352.00	\$77,352.00
NCJC Early Learning Expansion	\$35,000.00		\$35,000.00
4 C's Home Ties Child Care Center		\$51,840.00	\$51,840.00
JCPH Child Care Nurse Consultant	\$41,200.00		\$41,200.00
NCJC PAT Family Support Program	\$402,700.00		\$402,700.00
UAY Young Parent Home Visiting & Group Program	\$123,675.00		\$123,675.00
4C's Childcare Workforce Development Program	\$5,000.00		\$5,000.00
ARC Child Care Supplemental Staffing	\$52,400.00		\$52,400.00
<b>Internal Programs</b>			
School Ready Scholarships	\$60,000.00		\$60,000.00
Coordinated Intake	\$2,118.61		
School Ready Scholarship Coordination	\$2,898.83		
Car Seats			\$0.00
Safe Sleep			\$0.00
Program Support	\$4,000.00		\$4,000.00
School Readiness Summit Speaker Fees			
Community Awareness			\$0.00
Programs Balance	\$38,817.80	\$33,600.47	\$72,418.27
Programs Carryforward %	5.06%	13.92%	7.18%

Other Grants/Donations Balance  
\$ 3,761.46

suggest increasing to \$70,000

suggest funding at \$3,000

Staff	Needed	Budgeted	Difference
Sam		\$98,492	\$98,492.00
Terri		\$18,435	\$18,435.00
			\$0.00
			\$0.00

## Early Childhood Iowa Local Board Composition

<b>Name of Early Childhood Area:</b>	Johnson County Empowerment/Early Childhood Iowa Area	<b>State Fiscal Year:</b>	23
<b>Number/Range of Board Members Required in Bylaws:</b>	7-17	<b>Total Number of Board Members that served during the year:</b>	11
<b>Number of Board Members (board size) on June 30<sup>th</sup> of fiscal year:</b>	11	<b>Total # of hours board members spent at board meetings: (# board members x # hours)</b>	131

Instructions: List all members of the ECI board during the fiscal year. *List all current board members at the top of the table, followed by members that vacated board positions. If additional rows are needed, add above the "Total # Members possible for the meeting" row.*

Name/Office	Gender ( M/F)	Employer	Representation (throughout the fiscal year)	Term Information			Board Vacancies	Meeting Attendance (place an X in the box if the member was present)													
				Date member joined the board	Ter m #	Date Term Ends		Date member vacated the board	8/18/2022	9/8/2023	10/20/2022	12/1/2022	1/19/2023	3/2/2023	3/23/2023	4/20/2023	5/18/2023	6/15/2023	Total Absences	<<insert meeting date>>	
John Example, Chair		County Bank																			
Rick Leyendecker	M	N/A	Req human services	3/1/2018	2	9/30/2023		x		x	x	x			x		x	x	3		
Marguerite Oetting	F	UIHC	Required health	1/1/2020	1	9/30/2022			x	x		x	x			x			5		
Joan Tephly	F	N/A	Required education	10/1/2015	3	9/30/2024			x	x	x			x	x	x	x		3		
Richard Lipman	M	N/A	Required faith	2/1/2018	2	9/30/2023		x	x		x	x				x	x		4		
Angel Taylor, Chair	F	Realty	Required business	1/1/2020	1	9/30/2022		x	x	x	x	x	x	x	x	x	x	x	0		
Chris Carman	M	N/A	consumer	1/1/2020	1	9/30/2022	9/20/2022	x													
Jon Green	M	Elected Co	Elected Official/Fiscal Agent	7/1/2021	1	12/31/2022		x	x		x	x	x	x	x			x	2		



## Community Plan Updates in SFY'23

### Name of Early Childhood Area: Johnson County Empowerment/Early Childhood Iowa Area Board

Iowa Code chapter 256I requires that local ECIA boards report progress toward and achievement of desired results identified in the Community Plan.

Provide a narrative of the ECIA's progress in the last year towards the priorities and strategies identified in the most recent Community Plan. Success and/or challenges to meeting the ECIA goals may also be included.

#### **Result Areas, Priorities, and Strategies**

The Johnson County Community Plan identifies three Result Areas the JCE/ECIA Board works to impact. Within each Result Area are two Priorities and for each Priority, the board has identified two Strategies that will help to achieve its goals. The Board reviews Result Areas, Priorities, and Strategies annually to assess progress and determine future actions.

#### **Result Area A: Secure and Nurturing Early Education Environments**

##### **Priority 1: Increase accessibility and availability of quality early education.**

**Strategy 1:** *Address affordability of care, hours of care, and issues of transportation.*

**Strategy 2:** *Address the need for additional infant care, quality providers accepting state funded care, and full-day, full-year programs. Address barriers to providers accepting Child Care Assistance.*

**Progress:** Local ECI funds expand part-time Head Start and Early Head Start programs to full-day, full-year programming. The expanded hours of care better accommodate working parents so that children do not require transportation from one program to another and have summer programming. These programs served 53 children in FY23. The School Ready Scholarship Program supports affordable care for 3 year olds to attend preschool and provides wraparound to children participating in Statewide Voluntary Preschool Program. Fifteen children received scholarships in FY23 to attend 9 different preschool programs. The Early Education Expansion program at Neighborhood Centers of Johnson County expands part-time Shared Visions or Child Care Assistance (CCA) funding into full-time programming. ECI funds pay for the portion of the day not eligible for CCA funds. In FY23, 29 children benefited from this program. Home Ties Emergency Child Care, a short-term, no-cost child care program for families who are homeless or at risk of homelessness, serves mainly infants and toddlers. Home Ties served 23 children using JCE/ECIA funding in FY23. ARC's Bill Reagan Child Care Center provides inclusive care to children with special medical needs. During FY23 JCE/ECIA supportive staffing funding covered additional staff needs for 45 children. **During FY23, these programs served 165 children.**

While providing coordination for the School Ready Scholarship (SRS) program, JCE/ECIA assists families to identify additional available resources, including support to enroll in Child Care Assistance, Head Start, Shared Visions Preschool, and Statewide Voluntary Preschool Program. In FY23, 45 applications were received for the SRS program. Thirty-three percent of those children received a scholarship.

4Cs Community Coordinated Child Care Workforce Development program focuses on refugee and immigrant providers. In FY23, **1 new provider** gained knowledge about important information related to child care and getting started in business.

##### **Priority 2: Increase quality in early education.**

**Strategy 3:** *Support and make available high quality professional development opportunities and services which align with quality demonstration programs. A specific area of need is children's social/emotional development.*

**Strategy 4:** *Increase parent and community demand/expectations for high quality early care and education environments.*



**Progress:** JCE/ECIA contracted with CCR&R and internally administered programs to improve quality in Early Education settings. The Childcare Alliance Response Team (CART), contracted through Grant Wood AEA, provides consultation regarding social/emotional development and behavioral concerns. **Quality improvement programs assisted 77 programs in maintaining and improving quality. The CART program provided 515 hours of EC-PBIS coaching to a total of 43 programs.**

**Result Area B: Safe, Stable, Nurturing Families and Homes**

**Priority 3: Prevent child abuse and neglect and increase supportive parenting skills.**

**Strategy 5:** *Support parent, family, and community education. Supports include home visitation services and programs that enhance the parent/child relationship.*

**Strategy 6:** *Work with other community organizations (e.g. Prevent Child Abuse-Johnson County and Community Partnerships for Protecting Children) to increase awareness about child abuse prevention and Adverse Childhood Experiences (ACEs).*

**Progress:** Johnson County Empowerment/ECIA funds two Parents As Teachers home visitation programs, with services designed to meet the needs of specific populations. United Action for Youth (UAY) serves young parents through home visitation and 2 weekly groups. Neighborhood Centers of Johnson County (NCJC) serves families primarily living in the neighborhoods they encompass through home visitation and groups. NCJC provides home visitation in English, Spanish, Arabic, and Swahili/French. In FY23, these programs conducted a total of **2,698 home visits**. Participants included 149 families with 220 children age prenatal-5 years. **Over 90%** of participating families reported an increase in healthy family functioning.

The JCE/ECIA Early Childhood Coordinator is an active member of Prevent Child Abuse-Johnson County (PCA-JC) and the Shared Decision-Making Team for Community Partnerships for Protecting Children (CPPC). JCE/ECIA worked with many local agencies, organizations, and individuals to increase awareness about the importance of early childhood, supporting early literacy, and promoting diversity. We **participated** in the Kites for Kids Community Events as well as **collaborating to co-sponsor** an MLK day event at the Iowa Children's Museum and Juneteenth Resource Fair.

**Priority 4: Increase families' healthy informal networks of support and utilization of appropriate community resources.**

**Strategy 7:** *Support group-based parent education and informal support.*

**Strategy 8:** *Link families with services to address parental problems of depression/mental health, substance abuse, domestic violence, child abuse, disability, low educational attainment, or unmet basic needs.*

**Progress:** JCE/ECIA funds young parent groups through UAY and parent groups through NCJC. In FY23 parents participated in 56 groups.

JCE/ECIA provided **coordinated intake and referral services to 290 families**. Referrals included Family Support Program, group-based family support, Food Assistance, Medicaid/hawk-i, WIC, Head Start, Home Ties, Crisis Child Care, CCR&R, Child Care Assistance, and community pantries. Families were also linked to resources for infant/child safety items such as car seats, pack-n-plays, and other necessities.

**Result Area C: Children Healthy & Ready to Succeed in School**

**Priority 5: Prevention, early detection, and identification of child health issues.**

**Strategy 9:** *Facilitate screening and follow-up of health, developmental, and/or behavioral obstacles for children. This includes toxic childhood stress and Adverse Childhood Experiences (ACEs).*

**Strategy 10:** *Support preventive health services including well-child care, healthy nutrition, physical exercise, and dental care.*

**Progress:** JCE/ECIA family support programs all utilize the Ages & Stages Questionnaires-3 and the Ages &

Stages: Social-Emotional-2 screening tools with the children they serve. Early education programs that receive JCE/ECIA funds complete a developmental screening on children funded with ECI funds. In FY23, **299 children were screened** in JCE/ECIA funded programs. Of those children, **20 were referred** for additional assessment and early intervention.

In **partnership** with High Point City Church, One Ancient Hope, Veritas Church, Grace Community Church, Johnson County Social Services, and Johnson County CPPC we distributed **216 child car seats and 97 pack-n-plays** to lower-income families. With support from area car seat technicians, **100%** of the seats distributed were checked by a certified car seat technician and ensured to be installed correctly. For participants receiving sleep materials, **100%** improved sleep safety for their infants. As demand for car seats has increased, available resources have decreased. JCE/ECIA relies heavily on donations to provide the equipment for this program and, while JCE/ECIA continues to provide coordination services, staff are searching for additional funding sources for this program.

**Priority 6: Strengthen the transition to kindergarten.**

**Strategy 11:** *Facilitate connections among schools, early childhood providers, and families.*

**Strategy 12:** *Strengthen the alignment of curriculum and expectations between early childhood and K-12 education systems and support best practices in early education environments and kindergarten classrooms.*

**Progress:** The JCE/ECIA Early Education Work Group provides an **environment for ongoing discussion and communication** among child care providers and consultants. The Work Group includes individuals from 4Cs , Grant Wood AEA, Child Care Resource & Referral, NCJC child care center, Johnson County Public Health, HACAP and the community who come together to address quality in early childhood and the transition from early childhood to kindergarten. The Early Childhood Coordinator meets periodically with ICCSD preschool staff.

Describe how the board aligns their community plan with the “We are ECI” Strategic Plan 2023-2026. Goals identified in the state plan include:

- Infrastructure: Promote a coordinated infrastructure to advance the early childhood system.
- Communication: Build public will for investing in young children and their families.
- Workforce: Transform the early childhood workforce through formal education, greater professionalism, increased skills and competence, and new approaches to implementing best practices.
- Equitable Access: Ensure that young children and families receive the services they need when they need them.
- Quality: Improve the quality of early childhood services for young children and their families across early care and education; health, mental health, and nutrition; and family support services.

Goal 1: Promote a coordinated infrastructure to advance the early childhood system.

The Johnson County Empowerment/Early Childhood Iowa Area Board hosts Early Education and Parent Education work groups that bring together stakeholders in the community to brainstorm goals and needs in the community and be sure the board's efforts are in coordination with what other programs in our community are working on. Our Early Childhood Coordinator also participates in CCR&R Johnson County planning meetings as well as the Johnson County Childcare coalition to coordinate efforts.

Goal 2: Build public will for investing in young children and their families

Our Johnson County Empowerment Board/Early Childhood Iowa Area Board has a social media presence whereby we information share and promote initiatives that support young children and their families. We participate in a variety of outreach initiatives including resource fairs, kites for kids, Juneteenth to raise awareness about JCE/ECIA, ECI, and early childhood in general.

Goal 3: Transform the early childhood workforce through formal education, greater professionalism, increased skills and competence, and new approaches to implementing best practices.

One of our board priorities is to increase Quality in Early Education. We have done this by supporting programs through CCR&R and Grant Wood AEA that provide training and programming to childcare providers to increase competence, professionalism and early education.

Goal 4: Ensure that young children and families receive the services they need when they need them.

Our JCE/ECIA Board supports a coordinated intake system for families with young children in our community. Our Early Childhood Coordinator helps connect families with services in real time. Our family support programs also function to connect some of the most vulnerable families in our community with the services they need.

Goal 5: Improve the quality of early childhood services for young children and their families across early care and education; health, mental health, and nutrition; and family support services.

We continuously monitor the quality and outcomes the programs we invest in are achieving through quarterly and year-end reports, along with site visits. We also monitor our county level data indicators on a yearly basis to ensure our programs are having the impacts we strive for on the community.

Johnson County Empowerment, Johnson County Iowa

Sam Turnbull, Early Childhood Coordinator

855 S. Dubuque St. Ste. 202 B Iowa City, IA 52240

319-356-6090; [empower@johnsoncountyiowa.gov](mailto:empower@johnsoncountyiowa.gov); <https://johnsoncountyiowa.gov/empowerment>

## Vision and Mission

*Johnson County is a safe and healthy community in which to learn, work, and live.*  
Johnson County Empowerment leads the community in removing barriers to a safe and healthy community by:

- identifying needs in education, health, and human services
- maintaining, expanding, and coordinating resources to address those need
- promoting and facilitating collaboration
- evaluating and continuously improving efforts to advance our vision

**Did you know? In 76% of Johnson County households with a child under the age of 6 have all parents in the workforce.**

Why are the programs we support important to reaching our vision and mission?

- Our programs increase high quality early education opportunities in our community.
- Our programs assist families in accessing needed resources.

Community Plan Priorities:

1. Increase accessibility and availability of quality early education
2. Increase quality in early education
3. Prevent child abuse and neglect and increase supportive parenting skills
4. Increase families; healthy informal networks of support and utilization of appropriate community resources
5. Prevention, early detection, and identification of child health issues

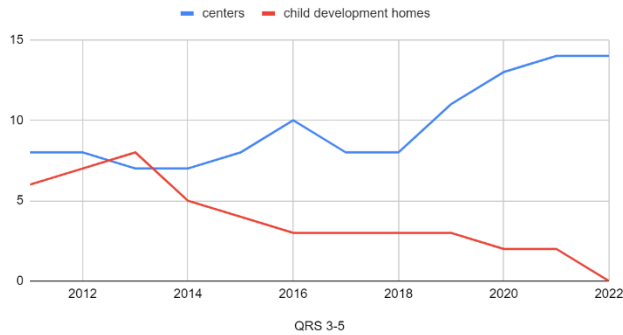
What services/programs/activities do we support?

- Car seat and safe sleep programs
- Dental voucher program
- Preschool Scholarships and Wraparound child care and child care slots at NCJC, HACAP, HomeTies
- Child Care Nurse Consultant
- UAY Young Parent Family Support Program
- 4 C's Child Care Workforce Development
- GWAEA Child Care Alliance Response Team
- Public Awareness of JCE/ECIA
- Neighborhood Centers Family Support
- ARC Child Care for Children with Special Medical Needs

## How do we Measure Progress?

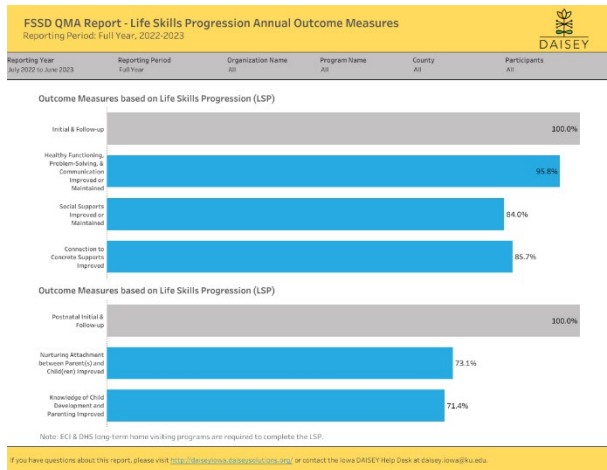
### Priority: Increase Quality in Early Education

# of Johnson County programs in QRS level 3-5



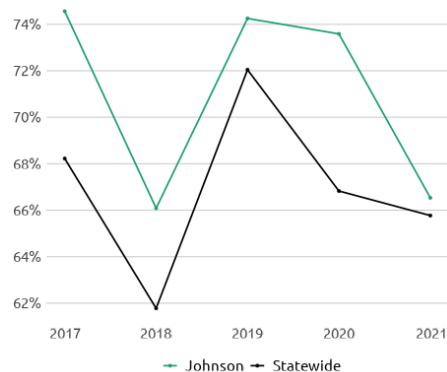
Our number of high quality rated childcare centers is increasing and homes is decreasing.

### Priority: Increase families' networks of support



For families participating in our funded family support programs 95.8% increased or maintained healthy functioning, problem solving and communication.

### Priority: Strengthen the transition to kindergarten



Our percentage of children reaching Kindergarten literacy benchmark increased before COVID then decreased during. We will continue to monitor.

### What can you do to help?

Join our board, donate car seats or pack n plays, support our childcare workforce.

### Other Agencies working on similar issues:

United Action for Youth, Neighborhood Centers of Johnson County, United Way, Johnson County Community Partnerships for Protecting Children, 4 C's, HACAP, CCR&R, Johnson County Public Health, School Districts, etc.

# 461455 - Johnson County Empowerment/ECIA SFY'23 - 2023

## Status Report Details

**Funding Opportunity:** 461196-FY'23 ECI Area Funding  
**Program Area:** Early Childhood Iowa  
**Status:** Editing  
**Status Report Number:** 002  
**Status Report Type:** Annual Report  
**Reporting Period:** 07/01/2022 - 06/30/2023

**Initial Submit Date:**  
**Initially Submitted By:**  
**Last Submit Date:**  
**Last Submitted By:**  
**Approved Date:**

## Contact Information

### Primary Contact Information

**First Name\*:** Samantha Middle Name Turnbull  
First Name Last Name

**Title:**

**Email\*:** [stumbull@johnsoncountyiowa.gov](mailto:stumbull@johnsoncountyiowa.gov)

**Address\*:** 855 S. Dubuque St. Ste. 202B

**Phone\*:** Iowa City Iowa 52240  
City State/Province Postal Code/Zip

(319) 356-6090 Ext.  
Phone

### ### #####

**Fax:** ### ### #####

### Organization Information

**Name\*:** Johnson County Empowerment

**Organization Type\*:** Other

**DUNS:** 96-5-9-13-341  
## ### #####

**Tax Id:**

**Unique Entity Identifier (UEI):**

**Organization Website:** <http://www.jcempowerment.org>

**Address\*:** 855 S. Dubuque Street, Suite 202B

Iowa City Iowa 52240  
City State/Province Postal Code/Zip

**Phone\*:** (319) 339-6179 Ext.  
### ### ####

**Fax:** (319) 688-5711  
### ### ####

## Board and Contact Information

---

### *Board and Contact Information*

### Area and Counties Served

**Name of Early Childhood Area:**

Johnson County Empowerment/Early Childhood Iowa Area

**Website:** <https://johnsoncountyiowa.gov/empowerment-early-ch>

**Counties in ECIA:** Johnson

### Current Board Chairperson

**Current Board Chairperson Name:** Angel Taylor

**Board Chairperson Address:** 32 Jaro Way

**Board Chairperson City:** North Liberty

**Board Chairperson State:** Iowa

**Board Chairperson Zipcode:** 52317

**Board Chairperson Phone:** 319-594-1403

**Board Chairperson E-mail:** [Angeltaylor99@hotmail.com](mailto:Angeltaylor99@hotmail.com)

### Current Fiscal Agent

**Current Fiscal Agent Name:** Johnson County Board of Supervisors

**Fiscal Agent Address:** 913 S. Dubuque St.

**Fiscal Agent City:** Iowa City

**Fiscal Agent State:** Iowa

**Fiscal Agent Zipcode:** 52240

**Fiscal Agent E-mail:** [sups@johnsoncountyiowa.gov](mailto:sups@johnsoncountyiowa.gov)

### Contact Person for the Local ECI Board

**Contact Person Name (ECIA Director):** Samantha Turnbull

**Contact Address:** 855 S. Dubuque St. Ste. 202B

**Contact City:** Iowa City

**Contact State:** Iowa

**Contact Zipcode:** 52240

**Contact Phone:** 319-356-6090

**Contact E-mail:** [stumbull@johnsoncountyiowa.gov](mailto:stumbull@johnsoncountyiowa.gov)  
[Click here](#) to download the Board Matrix template.

**Board Matrix Attachment\*:** [Board\\_Membership\\_Matrix\\_SF23.pdf](#)  
[Click here](#) to download the Community Plan Updates template.

**Community Plan Updates\*:** [Community\\_Plan\\_Updates\\_SF23.pdf](#)  
[Click here](#) to download the Executive Summary template.

**Executive Summary Attachment:** [Executive Summary FY23.pdf](#)

## Car Seat - Direct Services

### Car Seat - Direct Service

**Name of Program or Service:** Car Seat Program

List the name of each contractor funded.

**Contractor:**

JCSS

**Description:**

New car seats installed by car seat technician.

**Link to Which Comm. Plan Priority or Priorities :** Prevention, early detection, and identification of child health issues.

### How much was invested (Input measures)

Source	Amount
Early Childhood Program	\$0.00
Early Childhood Admin	\$0.00
School Ready-Quality	\$0.00
School Ready-Other/Undesignated	\$7,013.68
School Ready-Admin	\$0.00
Total	\$7,013.68

### Optional: Other Funding Expended and Source

Source	Amount
Donations	\$11,360.00
	<b>\$11,360.00</b>

### Total Funding

**Total:** \$18,373.68

### How much was done or produced (Output Measures)



Output Measures	# done or produced
Prenatal	73
Children 0 to 1 Year	26
Children 1 to 2 Years	29
Children 2 to 3 Years	26
Children 3 to 4 Years	23
Children 4 to 5 Years	26
Children 5 to 6 Years	13
Total	216

**How much was done or produced? (Output Measures)**

Number of Car Seats Checked: 216  
# Seats Checked

**How well did we do it (Quality/Efficiency Measures)**

Cost per Child for the service: \$18,373.68 216 \$85.06  
Total Cost # of Children

**What Was the Change in Conditions for Those We Served (Outcome Measures)**

% of car seats that were not installed properly and corrected: 216 216 100.00%  
# Achieved # of Car Seats Checked

## Crisis/Emergency Care - Direct Ser

**Crisis/Emergency Care - Direct Services**

**Name of Program or Service:**

List the name of each contractor funded.

**Contractor:**

**Description:**

**Link to Which Comm. Plan Priority or Priorities :**

**How much was invested (Input measures)**

Source	Amount
Early Childhood Program	\$0.00
Early Childhood Admin	\$0.00
School Ready-Quality	\$0.00
School Ready-Other/Undesignated	\$0.00
School Ready-Admin	\$0.00
Total	\$0.00

**Optional: Other Funding Expended and Source**

Source	Amount
--------	--------

No Data for Table

**Total Funding**

**Dental - Direct Services**

**Name of Program or Service:** Dental Voucher Program

List the name of each contractor funded.

**Contractor:**

JCPH

**Description:**

Vouchers for dental treatment for pregnant women and children who do not have dental insurance benefits.

**Link to Which Comm. Plan Priority or Priorities :** Prevention, early detection, and identification of child health issues.

**How much was invested (Input measures)**

Source	Amount
School Ready-Quality	\$0.00
School Ready-Other/Undesignated	\$3,160.74
School Ready-Admin	\$0.00
<b>Total</b>	<b>\$3,160.74</b>

**Optional: Other Funding Expended and Source**

Source	Amount
--------	--------

No Data for Table

**Total Funding**

**Total:** \$3,160.74

**How much was done or produced (Output measures)**

Output Measures	# done or produced
Prenatal	
Children 0 to 1 Year	
Children 1 to 2 Years	
Children 2 to 3 Years	
Children 3 to 4 Years	
Children 4 to 5 Years	
Children 5 to 6 Years	
<b>Total</b>	<b>3</b>

**How well did we do it (Quality/Efficiency Measures)**

<b>Children Screened for caries:</b>	3	0	0.00%
	# Achieved	# Possible	
<b>Of those children screened, % referred for follow up services/treatment:</b>	3	3	100.00%
	# Achieved	# Possible	
<b>Cost per Child for the service:</b>	\$3,160.74	0	\$0.00
	Total Cost	# of Children	Cost per Child

**What Was the Change in Conditions for Those We Served (Outcome Measures)**

<b>% of children referred for dental treatment that went to a dentist:</b>	3	3	100.00%
	# Achieved	# Possible	

% of children that are cavity free: 3 3 100.00%  
 # Achieved # Possible

## EC & Ed Scholarships - Direct Serv

### Early Care & Education Scholarships - Direct Services

**Name of Program or Service:** School Ready Scholarship Program

List the name of each contractor funded.

**Contractor:**

Johnson County Social Services subcontracts with Iowa City Community School District, Melrose, Love-A-Lot, Prince of Peace, Purple Bloom, Kids Point and Smiling Tots

**Description:**

Preschool tuition scholarships for children to attend the parents' choice of quality preschool. Children ages 3-5 years with family incomes up to 200% fpl.

**Link to Which Comm. Plan Priority or Priorities :** Increase accessibility and availability of quality early education.

**How much was invested (Input measures)**

Source	
	Early Childhood Program \$0.00
	Early Childhood Admin \$0.00
	School Ready-Quality \$0.00
	School Ready-Other/Undesignated \$35,923.84
	School Ready-Admin \$0.00
	<b>Total \$35,923.84</b>

**Optional: Other Funding Expended and Source**

Source	Amount
Parent Tuition	\$13,897.00
	<b>\$13,897.00</b>

**Total Funding**

**Total:** \$49,820.84

**How much was done or produced (Output measures)**

Output Measures	# done or produced
Prenatal	
Children 0 to 1 Year	
Children 1 to 2 Years	
Children 2 to 3 Years	
Children 3 to 4 Years	8
Children 4 to 5 Years	6
Children 5 to 6 Years	1
<b>Total</b>	<b>15</b>

**Marital Status - Head of Household (Output Measures)**

Married:	9
Single:	4
Partnered:	
Separated:	2
Divorced:	
Widowed:	

***Household Size (Output Measures)***

2 People:	1
3 People:	3
4 People:	6
5 People:	4
6 People:	
7 or More People:	1

***Federal Poverty Level (Output Measures)***

125% or lower FPL:	6
126 - 185% FPL:	7
186 - 200% FPL:	2
201% - or higher FPL:	

***Educational Level of Head of Household (Output Measures)***

Middle School or Lower:	
Some High School:	
GED or High School Diploma:	5
Trade or Vocational Training:	1
Some College:	1
2-Year College Degree:	4
4-Year College Degree:	4
Master's Degree or Higher:	

***Race of Child (Output Measures)***

White:	9
Black or African American:	4
Asian:	1
Native American or Alaskan Native:	
Native Hawaiian or Pacific Islander:	
Multiracial:	1

***Ethnicity - Hispanic/Latino (Output Measure)***

Hispanic/Latino:	2
------------------	---

***How much was done or produced (Output Measures)***

Number of programs that received funding for a scholarship:	9
---	---

**Programs Meeting Quality Initiatives (Output Measures)**

NAEYC Accredited:

NAFCC Accredited:

Head Start:

IQPPS:

QRS Level 3: 3

QRS Level 4: 2

QRS Level 5:

IQ4K - Level 1:

IQ4K - Level 2:

IQ4K - Level 3:

IQ4K - Level 4:

IQ4K - Level 5:

**Education Level of Lead Teacher (Output Measures)**

GED:

High School Diploma:

CDA:

AA in Early Childhood or Child Development:

AA in Related Field: 1

BA/BS in Early Childhood or Child Development: 2

BA/BS in a Related Field:

Holds a Teaching License with an Early Childhood Endorsement, 100, 103, or 106: 5

Post Graduate Degree: 1

**How well did we do it (Quality/Efficiency Measures)**

% of Children Screened with ASQ-3: 11 15 73.33%  
# Achieved

% of Children Screened with ASQSE: 0 15 0.00%  
# Achieved

Of those Children Screened with ASQ-3, % referred for follow up services/treatment: 1 11 9.09%  
# Achieved

Of those Children Screened with ASQSE, % referred for follow up services/treatment: 0 0 0.00%  
# Achieved

Cost per Child for the service: \$49,820.84 15 \$3,321.39  
Total Cost # of Children Cost per child

% of Programs with a Rating of 3 or higher in the QRS System or an IQ4K Rating: 5 9 55.56%  
# Achieved # Possible

**What Was the Change in Conditions for Those We Served (Outcome Measures)**

% of children demonstrating age appropriate skills as assessed by the ASQ-3: 10 11 90.91%  
# Achieved # Possible

% of children demonstrating age appropriate skills as assessed by the ASQSE: 0 0 0.00%  
 # Achieved # Possible

## EC & Ed Supp Serv - Direct Serv

### Early Care & Education Supportive Services - Direct Services

**Name of Program or Service:** Childcare/Preschool Wraparound; At-Risk Child Care

List the name of each contractor funded.

**Contractor:**

HACAP- Head Start& Early Head Start Expansion  
 NCJC- Childcare and Preschool Expansion  
 4C's- Home Ties Emergency Child Care  
 ARC of SE Iowa- Preschool

**Description:**

Expand programs into full-day, full-year programming for low income families. For CCA, expansion is reimbursed at the CCA per-unit rate for units not covered by CCA. PREP provides an intensive summer preschool program. Welcome Back to Early Learning provides additional staff. ARC funding provides preschool equipment. Provide temporary, no-cost child care to families who are homeless.

**Link to Which Comm. Plan Priority or Priorities :** Increase accessibility and availability of quality early education.

**How much was invested (Input measures)**

Source	
Early Childhood Program	\$138,311.37
Early Childhood Admin	\$0.00
School Ready-Quality	\$0.00
School Ready-Other/Undesignated	\$41,379.24
School Ready-Admin	\$0.00
Total	\$179,690.61

**Optional: Other Funding Expended and Source**

Source	Amount
Tuition, Child Care Assistance, Shared Visions, Head Start,	\$1,231,670.43
	<b>\$1,231,670.43</b>

**Total Funding**

**Total:** \$1,411,361.04

**How much was done or produced (Output measures)**

Output Measures	# done or produced
Prenatal	
Children 0 to 1 Year	17
Children 1 to 2 Years	20
Children 2 to 3 Years	57
Children 3 to 4 Years	31
Children 4 to 5 Years	22
Children 5 to 6 Years	5
Total	152

**How much was done or produced (Output Measures)**

# of Programs: 7

**Programs Meeting Quality Initiatives (Output Measures)**

NAEYC Accredited: 5

NAFCC Accredited:

Head Start: 3

IQPPS:

QRS Level 3:

QRS Level 4: 1

QRS Level 5:

IQ4K - Level 1: 1

IQ4K - Level 2:

IQ4K - Level 3:

IQ4K - Level 4: 1

IQ4K - Level 5: 1

**How well did we do it (Quality/Efficiency Measures)**

% of Children Screened with ASQ-3: 134 152 88.16%  
# Achieved # Possible

% of Children Screened with ASQSE: 134 152 88.16%  
# Achieved # Possible

Of those Children Screened with ASQ-3, % referred for follow up services/treatment: 5 134 3.73%  
# Achieved # Possible

Of those Children Screened with ASQSE, % referred for follow up services/treatment: 6 134 4.48%  
# Achieved # Possible

Cost per Child for the service: \$1,411,361.04 152 \$9,285.27  
Total Cost # of Children Cost per child

% of Programs with a Rating of 3 or higher in QRS System or an IQ4K Rating: 4 7 57.14%  
# Achieved # Possible

**What Was the Change in Conditions for Those We Served (Outcome Measures)**

% of children demonstrating age appropriate skills as assessed by the ASQ-3: 118 134 88.06%  
# Achieved # Possible

% of children demonstrating age appropriate skills as assessed by the ASQSE: 117 134 87.31%  
# Achieved # Possible

# Health Prevention - Direct Services

## Health Prevention - Direct Service

**Name of Program or Service:** Safe Sleep

List the name of each contractor funded.

**Contractor:**

JCSS

**Description:**

Provide safe sleep education and pack n plays to low-income families.

**Link to Which Comm. Plan Priority or Priorities :** Prevention, early detection, and identification of child health issues.

**How much was invested (Input measures)**

Source	Amount
School Ready-Quality	\$0.00
School Ready-Other/Undesignated	\$7,848.39
School Ready-Admin	\$0.00
<b>Total</b>	<b>\$7,848.39</b>

**Optional: Other Funding Expended and Source**

Source	Amount
Donations	\$2,400.00
<b>Total</b>	<b>\$2,400.00</b>

**Total Funding**

**Total:** \$10,248.39

**How much was done or produced (Output measures)**

Output Measures	# done or produced
Prenatal	82
Children 0 to 1 Year	11
Children 1 to 2 Years	4
Children 2 to 3 Years	
Children 3 to 4 Years	
Children 4 to 5 Years	
Children 5 to 6 Years	
<b>Total</b>	<b>97</b>

**How well did we do it (Quality/Efficiency Measures)**

**Children Screened for:** safe sleep environment 97 97 100.00%  
Type of Screening Completed # Achieved # Possible

**Of those Children Screened, % referred on for follow up services/treatment:** 0 97 0.00%  
# Achieved # Possible



Cost per Child for the service: \$10,248.39 97 \$105.65  
 Total Cost # of Children Cost per child

**What Was the Change in Conditions for Those We Served (Outcome Measures)**

% of Children referred and received follow up services/treatment: 0 0 0.00%  
 # Achieved # Possible

**Literacy - Direct Services**

**Literacy - Direct Services**

**Name of Program or Service:**

List the name of each contractor funded.

**Contractor:**

**Description:**

**Link to Which Comm. Plan Priority or Priorities :**

**How much was invested (Input measures)**

Source	Amount
Early Childhood Program	\$0.00
Early Childhood Admin	\$0.00
School Ready-Quality	\$0.00
School Ready-Other/Undesignated	\$0.00
School Ready-Admin	\$0.00
Total	\$0.00

**Optional: Other Funding Expended and Source**

Source	Amount
--------	--------

No Data for Table

**Total Funding**

Total: \$0.00

**How much was done or produced (Output measures)**

Output Measures	# done or produced
Prenatal	
Children 0 to 1 Year	
Children 1 to 2 Years	
Children 2 to 3 Years	
Children 3 to 4 Years	
Children 4 to 5 Years	
Children 5 to 6 Years	
Total	0

**Output Measures**

**Applications Awarded a Grant (Quality/Efficiency Measures)**

% Non-Registered that received a grant:	0	0	0.00%
	# Achieved	# Possible	
% Non-Registered to DHS Registered that received a grant:	0	0	0.00%
	# Achieved	# Possible	
% of DHS Registered that received a grant:	0	0	0.00%
	# Achieved	# Possible	
% of DHS Licensed that received a grant:	0	0	0.00%
	# Achieved	# Possible	

**Businesses that Received at Least One Incentive (Quality/Efficiency Measures)**

Non-Registered:	# Achieved	0	0.00%
		# Possible	
Non-Registered to DHS Registered:	# Achieved	0	0.00%
		# Possible	
DHS Registered :	# Achieved	0	0.00%
		# Possible	
DHS Licensed :	# Achieved	0	0.00%
		# Possible	

**What Was the Change in Conditions for Those We Served (Outcome Measures)**

Non-Registered that submitted a reimbursement claim:	# Achieved	0	0.00%
		# Possible	
Non-Registered to DHS Registered that submitted a reimbursement claim:	# Achieved	0	0.00%
		# Possible	
DHS Registered that submitted a reimbursement claim:	# Achieved	0	0.00%
		# Possible	
DHS Licensed that submitted a claim:	# Achieved	0	0.00%
		# Possible	

## CCNC - Indirect Services

---

**Child Care Nurse Consultant - Indirect Services**

**Name of Program or Service:** Child Care Nurse Consultant

List the name of each contractor funded.

**Contractor:**

JCPH

**Description:**

CCNC provides guidance, training, coordination and support to child care businesses so that they can provide safe and healthy child care environments.

**Link to Which Comm. Plan Priority or Priorities :**

Increase accessibility and availability of quality early education. Prevention, early detection, and identification of child health issues.

**How much was invested (Input measures)**

Source	
	Early Childhood Program \$0.00
	Early Childhood Admin \$0.00
	School Ready-Quality \$0.00
	School Ready-Other/Undesignated \$29,991.48
	School Ready-Admin \$0.00
	Total \$29,991.48

**Optional: Other Funding Expended and Source**

Source	Amount
JCPH	\$1,989.63
	<b>\$1,989.63</b>

**Total Funding**

**Total:** \$31,981.11

**Output Measures**

The total number of visits the child care nurse consultant makes to early learning programs.

**# of visits by a nurse consultant:** 142

**Programs Receiving CCNC Services (Output Measures)**

Child care homes (non-registered): 3  
 Child development homes (registered): 13  
 Child care centers and preschools (licensed): 47  
 DE license exempt programs:

**Businesses Participating in QRS or IQ4K (Output measures)**

QRS Level 1: 9  
 QRS Level 2: 4  
 QRS Level 3: 2  
 QRS Level 4: 6  
 QRS Level 5: 2  
 IQ4K - Level 1: 5  
 IQ4K - Level 2: 1  
 IQ4K - Level 3: 0  
 IQ4K - Level 4: 1  
 IQ4K - Level 5:

**Special Health Care Needs (Output Measures)**

Asthma: 12  
 Allergies (including anaphylaxis): 32  
 Diabetes: 0  
 IEP/IFSP: 75  
 Seizures: 1

Other: 18 Identify type(s)

**How much was done or produced (Output Measures)**

# of technical assistance contacts: 142

# of programs that improved health and safety conditions: 50

# of HCCI DHS-approved trainings provided by the CCNC: 5

# of participants attending HCCI DHS-approved trainings: 28

**How well did we do it (Quality/Efficiency Measures)**

Cost per Program for the service: \$31,981.11 63 \$507.64  
Total Cost # of Programs

% of Programs with a Rating of 3 or higher in QRS System or an IQ4K Rating: 17 63 26.98%  
# Achieved # Possible

**What Was the Change in Conditions for Those We Served (Outcome Measures)**

% of special health care needs with a special needs care plan in place: 201 138 145.65%  
# Achieved # Possible

% of programs receiving CCNC services that improve health and safety conditions in their early learning environments: 50 63 79.37%  
# Achieved # Possible

% of participants that report increased knowledge as a result of HCCI trainings: 25 28 89.29%  
# Achieved # Possible

## Coordinated Intake - Indirect Serv

**Coordinated Intake - Indirect Service**

Name of Program or Service: Coordinated Intake and Referral

List the name of each contractor funded.

**Contractor:**

JCSS

**Description:**

Provide referral, support, coordination, and follow-up for Johnson County families with children ages 0-5 to access available services regarding family support, early care and education, and health supports, including connecting with infant safety items like car seats and pack n plays.

Link to Which Comm. Plan Priority or Priorities : Increase families' healthy informal networks of support and utilization of appropriate community resources.

**How much was invested (Input measures)**

Source	
School Ready-Quality	\$0.00
School Ready-Other/Undesignated	\$2,640.00
School Ready-Admin	\$11,280.00
Total	\$13,920.00

**Optional: Other Funding Expended and Source**

No Data for Table

**Total Funding**

**Total:** \$13,920.00

**Output Measures**

The total number of family intake requests processed.

**# of Family Intakes Processed:** 290

**How well did we do it (Quality/Efficiency Measures)**

<b>% of families referred to a program or service:</b>	190	290	65.52%
	# Achieved	# Possible	

<b>Cost per Intake:</b>	\$13,920.00	290	\$48.00
	Total Cost	# of Intakes	Cost per intake

**What Was the Change in Conditions for Those We Served (Outcome Measures)**

<b>% of families referral that enrolled in a family support program:</b>	54	190	28.42%
	# Achieved	# Possible	

**Families referred that did not enroll in a family support program. List the reasons:**

Family reached out for a referral to a different program, out of county.

136  
# Achieved

190  
# Possible

71.58%

## Infant & EC Mental Health Con - Ind Serv

---

**Infant & EC Mental Health Consultation**

**Name of Program or Service:**  
List the name of each contractor funded.

**Contractor:**

**Description:**

**Link to Which Comm. Plan Priority or Priorities :**

**How much was invested (Input measures)**

Source	
Early Childhood Program	\$0.00
Early Childhood Admin	\$0.00
School Ready-Quality	\$0.00
School Ready-Other/Undesignated	\$0.00
School Ready-Admin	\$0.00
Total	\$0.00

## Mental Health Supports: EC-PBIS - Ind Serv

### Mental Health Supports: EC-PBIS - Indirect Services

**Name of Program or Service:** GWAEA CART Program

List the name of each contractor funded.

**Contractor:**

GWAEA

**Description:**

EC mental health consultation incl. assessment, intervention plans, staff training, consultation, coaching, documentation. Utilize EC-PBIS.

**Link to Which Comm. Plan Priority or Priorities :**

Increase quality in early education. Increase accessibility and availability of quality early education. Prevention, early detection, and identification of child health issues.

**How much was invested (Input measures)**

Source	Amount
Early Childhood Program	\$76,140.00
Early Childhood Admin	\$0.00
School Ready-Quality	\$0.00
School Ready-Other/Undesignated	\$4,943.80
School Ready-Admin	\$0.00
<b>Total</b>	<b>\$81,083.80</b>

**Optional: Other Funding Expended and Source**

Source	Amount
GWAEA	\$7,613.04
	<b>\$7,613.04</b>

**Total Funding**

**Total:** \$88,696.84

**How much was done or produced (Output Measures)**

Number of EC-PBIS-trained coaches: 1  
 Number of hours of EC-PBIS coaching: 515  
 Number of staff receiving EC-PBIS coaching: 32  
 Number of programs: 27  
 Number of behavioral incident reports: 0

**How well did we do it (Quality/Efficiency Measures)**

% of staff reporting that the coach makes time for them when they have a question or concern: 30 32 93.75%  
 # Achieved # Possible

% of staff reporting that the coach is knowledgeable about children's typical and atypical development progress:	31	32	96.88%
	# Achieved	# Possible	
Cost per program:	\$88,696.84	27	\$3,285.07
	Total Cost	Number of Programs	Cost per program

**What Was the Change in Conditions for Those We Served (Outcome Measures)**

% of staff reporting an increase in competency and self-confidence to support children with EC-PBIS supports/strategies:	30	32	93.75%
	# Achieved	# Possible	

**Professional Development: Conferences - Indirect Services**

**Professional Development: Conferences - Indirect Services**

**Name of Program or Service:**

List the name of each contractor funded.

**Contractor:**

**Description:**

**Link to Which Comm. Plan Priority or Priorities :**

**How much was invested (Input measures)**

Source	Amount
Early Childhood Program	\$0.00
Early Childhood Admin	\$0.00
School Ready-Quality	\$0.00
School Ready-Other/Undesignated	\$0.00
School Ready-Admin	\$0.00
Total	\$0.00

**Optional: Other Funding Expended and Source**

Source	Amount
--------	--------

No Data for Table

**Total Funding**

Total: \$0.00

**How much was done or produced (Output Measures)**

The total number of individuals that were funded to attend a conference(s). NOTE: This measure is required only if individuals were provided registration or stipends to attend. If funding was provided to generally sponsor the event, not per person funding, report zero for this measure.

# of participants at the conference (if funded per person only):

# of conferences funded: The total number of conferences funded, either with general funding or per person.

**How much was done or produced (Output Measures)**

**Early Learning:**

**# of trainings:**

**How much was done or produced (Output Measures)**

Early Learning:

Family Support:

Special Needs:

Health, Mental Health and Nutrition:

**How well did we do it (Quality/Efficiency Measure)**

Early Learning:	0	0	0.00%
	# Achieved	# Possible	
Family Support:	0	0	0.00%
	# Achieved	# Possible	
Special Needs:	0	0	0.00%
	# Achieved	# Possible	
Health, Mental Health and Nutrition:	0	0	0.00%
	# Achieved	# Possible	
Cost per Training:	\$0.00	0	\$0.00
	Total Cost	# of Trainings	Cost per training

**Public Awareness/Child Fairs - Indirect Services**

**Public Awareness/Child Fairs - Indirect Services**

**Name of Program or Service:** Community Awareness

List the name of each contractor funded.

**Contractor:**

JCSS

**Description:**

participation in community events to promote ECI funded programs including resource fairs, school ready clinics, MLK day at Iowa Children's Museum, Week of the Young Child, Juneteenth, Provider Appreciation.

**Link to Which Comm. Plan Priority or Priorities :** Increase families' healthy informal networks of support and utilization of appropriate community resources.

**How much was invested (Input measures)**

Source	Amount
Early Childhood Program	\$0.00
Early Childhood Admin	\$0.00
School Ready-Quality	\$0.00
School Ready-Other/Undesignated	\$3,075.27
School Ready-Admin	\$0.00
Total	\$3,075.27

**Optional: Other Funding Expended and Source**

Source	Amount
--------	--------

No Data for Table

**Total Funding**



**Total:** \$3,075.27

**Output Measures**

The total number of activities funded.

**# of activities:** 9

The number of families that participated in the awareness activities or child fairs.

**# of families participating:** 397

The number of people the public awareness activities are estimated to reach.

**# of estimated reach:** 700

**How well did we do it (Quality/Efficiency Measures)**

**Cost per Activity:** \$3,075.27 9 \$341.70  
Total Cost # of Activities Cost per activity

**What Was the Change in Conditions for Those We Served (Outcome Measures)**

**% of families with an increased awareness of ECI and early childhood services available to their child:** 397 397 100.00%  
# Achieved # Possible

## Quality Improvement for Early Learning Envir - Indirect Serv

**Quality Improvement for Early Learning - Indirect Services**

**Name of Program or Service:** Quality Improvement Programs

List the name of each contractor funded.

**Contractor:**

JCSS: Passport to Early Learning Incentive, Spring Institute Scholarship, IAAEYC or NAFCC Membership

CCR&R: Infant Equipment, Fall Surfacing, Child Net Certification Incentive

**Description:**

Provided incentives for providers completing Passport to Early Learning Training and Child Net Certification. Provided scholarships to IA AEYC Spring Institute, Provided memberships to IAAEYC and NAFCC. Provided infant equipment and fall surfacing grants to home based providers.

**Link to Which Comm. Plan Priority or Priorities :** Increase accessibility and availability of quality early education.

**How much was invested (Input measures)**

Source	Amount
Early Childhood Program	\$0.00
Early Childhood Admin	\$0.00
School Ready-Quality	\$0.00
School Ready-Other/Undesignated	\$55,741.78
School Ready-Admin	\$0.00
Total	\$55,741.78

**Optional: Other Funding Expended and Source**

Source	Amount
--------	--------

No Data for Table

**Total Funding**

Total: \$55,741.78

**Output Measures**

Non-Registered:

Non-Registered that became DHS

Registered:

DHS Registered: 40

DHS Licensed: 37

DE licensed exempt programs:

Total Programs: 77

**QRS Participation (Output Measures)**

NAEYC accredited: 2

NAFCC accredited:

Head Start Performance Measures:

IQPPS:

QRS Level 3: 3

QRS Level 4: 8

QRS Level 5: 1

IQ4K Level - 1: 2

IQ4K - Level 2: 2

IQ4K - Level 3: 0

IQ4K - Level 4: 3

IQ4K - Level 5:

**How well did we do it (Quality/Efficiency Measures)**

% of programs rating a 3 or higher in the QRS system or an IQ4K rating:	19	77	24.68%
	# Achieved	# Possible	

**What Was the Change in Conditions for Those We Served (Outcome Measures)**

% of programs that improve or maintain at the highest level their QRS or IQ4K rating :	31	77	40.26%
	# Achieved	# Possible	

## Scholarship Coord - Indir S

**Preschool Scholarship Coordination - Indirect Services**

Name of Program or Service: School Ready Scholarship Coordination

List the name of each contractor funded.

Contractor:

JCSS

Description:

For the School Ready Scholarship program, provide community marketing, assist families to complete scholarship applications and document income, receive applications and determine eligibility, issue and monitor scholarship contracts, facilitate monthly payments to contracted programs, submit required reports.

Link to Which Comm. Plan Priority or Priorities :

Increase accessibility and availability of quality early education.

**How much was invested (Input measures)**

Source		
	Early Childhood Program	\$0.00
	Early Childhood Admin	\$0.00
	School Ready-Quality	\$0.00
	School Ready-Other/Undesignated	\$1,509.95
	School Ready-Admin	\$2,190.05
	Total	\$3,700.00

**Optional: Other Funding Expended and Source**

Source	Amount
No Data for Table	

**Total Funding**

Total: \$3,700.00

**Output Measures**

The total number of applications processed.

# of scholarships processed: 45

The total number of programs with a scholarship awarded to a child attending the program.

# of programs (unduplicated): 9

**Programs Meeting a Quality Initiative (Output Measures)**

NAEYC Accredited:

NAFCC Accredited:

Head Start Performance Standards:

IQPPS: 2

QRS Level 3: 3

QRS Level 4: 2

QRS Level 5:

IQ4K - Level 1:

IQ4K - Level 2:

IQ4K - Level 3:

IQ4K - Level 4:

IQ4K - Level 5:

**How well did we do it (Quality/Efficiency Measures)**

Cost per application: \$3,700.00 45 \$82.22  
Total Cost # of applications Cost per application

% of programs rating a 3 or higher in the QRS System or an IQ4K rating: 5 9 55.56%  
# Achieved # Possible

**What Was the Change in Conditions for Those We Served (Outcome Measures)**

Enter the total number of scholarships awarded.

% of scholarships awarded: 15 45 33.33%  
# Achieved # Possible

Children applying for a scholarship that did not receive it. List the reasons:

out of county, over income, got into Head Start

30  
# Achieved

45  
# Possible

66.67%

## TA:Consult, Mentor, Coach - Ind Ser

### Technical Assistance: Consultation, Mentoring, Coaching - Indirect Services

Name of Program or Service: 4C's Childcare Workforce Development Program

List the name of each contractor funded.

Contractor:

4C's

Description:

Assist immigrant and refugee families who want to become Registered Child Development Homes achieve registration and quality rating.

Link to Which Comm. Plan Priority or Priorities :

Increase quality in early education. Increase accessibility and availability of quality early education. Prevention, early detection, and identification of child health issues.

### How much was invested (Input measures)

Source	
Early Childhood Program	\$0.00
Early Childhood Admin	\$0.00
School Ready-Quality	\$0.00
School Ready-Other/Undesignated	\$1,763.42
School Ready-Admin	\$0.00
Total	\$1,763.42

### Optional: Other Funding Expended and Source

Source	Amount
--------	--------

No Data for Table

### Total Funding

Total: \$1,763.42

### Output Measures

The total number of visits the consultant, mentor or coach makes to programs. (This may be a duplicate count.)

# of visits completed: 4

**Programs Participating (Output Measures)**

Non-Registered: 1  
DHS Registered:  
DHS Licensed:  
DE licensed exempt programs:  
Total Programs: 1

**How much was done or produced (Output measures)**

NAEYC Accredited:  
NAFCC Accredited:  
Head Start Performance Standards:  
IQPPS:  
QRS Level 3:  
QRS Level 4:  
QRS Level 5:  
IQ4K - Level 1:  
IQ4K - Level 2:  
IQ4K - Level 3:  
IQ4K - Level 4:  
IQ4K - Level 5:

**How much was done or produced (Output measure)**

# of programs that jointly set goals with the consultant, mentor or coach  
# of programs that set a goal: 1  
# Achieved

**How well did we do it (Quality/Efficiency Measures)**

Cost per Program: \$1,763.42 1 \$1,763.42  
Total Cost # of Programs Cost per program  
% of programs rating of 3 or higher in the QRS system or an IQ4K rating: 0 1 0.00%  
# Achieved # Possible

**What Was the Change in Conditions for Those We Served (Outcome Measures)**

The total number of programs that met the goals that were jointly established by the program and the consultant, mentor or coach.  
% of programs that meet the goals jointly established : 1 1 100.00%  
# Achieved # Possible

**WAGE\$ - Indirect Services**

**WAGE\$ Program - Indirect Services**

Name of Program or Service:  
List the name of each contractor funded.

Contractor:

Description:

NAFCC Accredited:

**How well did we do it (Quality/Efficiency Measures)**

Average monthly amount of a six-month financial supplement:	\$0.00	0	\$0.00
	Total cost of 6-month supplements	# of supplements	Ave. amount of 6-month supplement

% of programs rating a 3 or higher in the QRS system or an IQ4K rating:	0	0	0.00%
	# Achieved	# Possible	

**What Was the Change in Conditions for Those We Served (Outcome Measures)**

% of recipients who retained employment in their early learning program:	0	0	0.00%
	# Achieved	# Possible	

% of recipients at temporary award levels who earned additional college credit:	0	0	0.00%
	# Achieved	# Possible	

## Family Support - Home Visitation

**Family Support - Home Visitation**

Name of Program or Service: Parents As Teachers

Contractor:

**Description:**

Home visitation, and group based parent education utilizing Parents As Teachers curriculum, for low-income families with a child prenatal through age 5.

Link to Which Comm. Plan Priority or Priorities: Linked to all ECI Area priorities.  
Linked to all ECI Area priorities.

**How much was invested (Input measures)**

Source	
School Ready-Quality	\$0.00
School Ready-Other/Undesignated	\$430,148.31
School Ready-Admin	\$0.00
Total	\$430,148.31

**Optional: Other Funding Expended and Source**

Source	Amount
Department of Education, Prevent Child Abuse	\$86,865.00
	<b>\$86,865.00</b>

**Total Funding**

Total: \$517,013.31

## Family Support - Parent Education

**Family Support - Parent Education**

Name of Program or Service:

Contractor: