



Johnson County Empowerment/Early Childhood Iowa Board

**Thursday, September 8 2022
6:30-8:00 p.m.**

The JCE/ECIA Board will be meeting in a hybrid format Johnson County Health and Human Services Conference Room 203 B/C is reserved for this meeting and instructions to join via zoom are below. Join via Zoom video at <https://zoom.us/j/83833295570>

Join via Zoom phone at 312-626-6799 with Meeting ID 838 3329 5570.

Draft Agenda: Please check www.jcempowerment.com *Calendar of Events* 24 hours before the meeting for any changes.

- 1. Call Meeting to Order, Establish Quorum, and Approve Previous Meeting Minutes [Board Action]**
- 2. Public Comment**
- 3. Director's Report**
- 4. Nominating Committee and Officer Election [Board Action]**
- 5. Annual Report Presentation and Approval [Board Action]**
- 6. FY22 Budget-Approve [Board Action]**
- 7. FY23 Budget- allocate carryforward [Board Action]**
- 8. Association of Early Childhood Area Boards designee [Board Action]**
- 9. Adjourn**

If there are questions about this agenda or if attendees require a modification because of a disability, please contact Sam Turnbull at empower@johnsoncountyiowa.gov or (319) 356-6090.

Next Board meeting: October 20, 2022

Johnson County is a safe and healthy community in which to learn, work, and live.

Johnson County Empowerment • 855 S Dubuque Street, Suite 202B • Iowa City, IA 52240 • Telephone 319.339.6179 • Facsimile 319.688.5711

www.jcempowerment.org • empower@johnsoncountyiowa.gov

BOARD REPORT OF EXPENSES

July 2022

Payee	Period	Invoice Date	SR	EC	Non-Grant
Sam Turnbull Mileage	June	6/30/2022	\$35.01		
Clerk Salary	June	6/30/2022	\$620.17		
ECC Salary	June	6/30/2022	\$6,979.50		
Frog Hollow Preschool	June	6/30/2022	\$74.38		
Frog Hollow Preschool	May	6/30/2022	\$545.45		
Melrose Daycare	June	6/30/2022	\$500.00		
Kids Point	June	6/30/2022	\$272.72		
Kiddie Connections Outdoor Grant	June	6/30/2022	\$5,000.00		
HT Outdoor Grant	June	6/30/2022	\$2,800.44		
Child Serve Outdoor Grant	June	6/30/2022	\$1,724.73		
ARC Outdoor Grant	June	6/30/2022	\$5,000.00		
Frog Hollow Outdoor Grant	June	6/30/2022	\$5,000.00		
4C's Provider Support	February	6/30/2022		\$3,902.74	
4C's Provider Support	March	6/30/2022		\$2,666.14	
4C's Provider Support	April	6/30/2022		\$3,165.05	
Home Ties	June	6/30/2022		\$4,725.00	
PEPB	May	6/30/2022		\$6,995.84	
Clerk Salary	June	6/30/2022		\$305.45	
Amazon	June	6/30/2022			\$184.40
Sherri Hunt	June	6/30/2022			\$779.78
Walmart VISA	June	6/30/2022			\$479.91
Walmart VISA	June	6/30/2022			\$3.92
Amazon	July	7/28/2022			\$1,295.82
	TOTAL		\$28,552.40	\$21,760.22	\$2,743.83

September 2022 Director Report - Johnson County Empowerment/Early Childhood Iowa Area

STATEWIDE UPDATES:

- **State Early Childhood Iowa**

- The state ECI team anticipates the ECI state office move to the Department of Health and Human Services will be put into code during the upcoming legislative session. It is unclear how this will impact local areas/boards, but changes are anticipated.
- I sent out a presentation that was given re: this transition by the ECI state board.
- Our annual report is due September 15. You will find this in PDF format in your board packet. We will also go over a high-level presentation of this data.

LOCAL UPDATES:

- **General**

- **Website:** Much of our website has been moved to the County site. You can check it out at: <https://johnsoncountyiowa.gov/empowerment> . I will receive training on how to update our pages on the county site and then we can discuss a timeline for selling our existing domains (They are set to expire in June and September 2023 if we do not renew them).
- **Expense Report:** Our July 2022 expense report is in your board packet.

- **Programs**

- **Child Care Business Equipment:** We have some childcare business equipment (rolling cribs, fire extinguishers, smoke detectors and toys) that I am looking to distribute to child care providers who might need it. Reach out to me if you know anyone who could benefit.
- **School Ready Scholarships:** We have 9 children who are eligible for scholarships. There are 3 more I am working on getting income verification from who may be eligible. We received 31 applications but more families were over income than I have seen in prior years.
- **Dental:** I have reached out to public health to see if they are willing to operate the dental voucher program with the \$15,000 approved at our last meeting. I am waiting to hear their decision.

- **Committees**

- **Early Ed Work Group (Joan and Cheryl board liaisons):** Meets on the last Monday of the month 2:30-3:30 pm.
- **Parent Ed Work Group (Emily board liaison):** Meets on the first Monday of every other month 1-2 pm.
- **Health Work Group (Susan board liaison):** Meets on an as needed basis.

- **Community Collaboration**

- **Child Care Wage Supplement:** I am collaborating with Social Services and the Iowa City Area Business Partnership on looking into developing a wage supplement program for Johnson county childcare workers. This approach has been effective in childcare worker retention in other ECI areas.

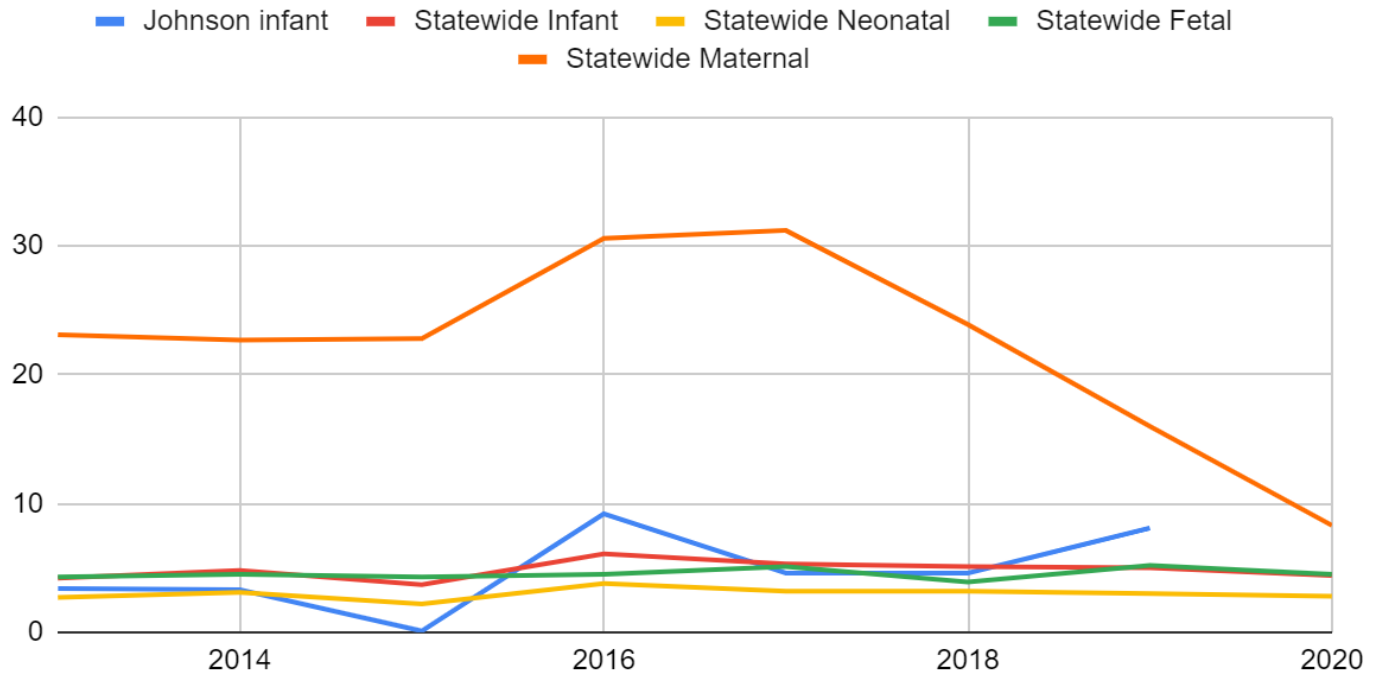
- **Resource Links**

- Website <https://jcempowerment.com/> or <https://johnsoncountyiowa.gov/empowerment>
- State ECI website <https://earlychildhood.iowa.gov/>
- Facebook <https://www.facebook.com/JohnsonCountyEmpowerment/>
- Twitter <https://twitter.com/JohnsonCountyE1>
- Johnson County www.johnsoncountyiowa.gov

**Board Development:
Indicator of the Month**

Indicator: Rate infant death

Johnson infant, Statewide Infant, Statewide Neonatal, Statewide Fetal and Statewide Maternal Death Rates



Priority: Prevention, early detection and identification of child health issues.

Results Area: Children are healthy and ready to succeed in school.

Programs we fund that affect this indicator:

- UAY family support
- NCJC family support
- Coordinated intake
- JCPH CCNC

Respectfully submitted Sam Turnbull September 8, 2022

FY22 Final Spend down	State SR	State EC	Total	OTHER GRANTS/ DONATIONS
Revenue				7,077.81
FY 21 Carryforward	138,697.65	17,600.75	156,298.40	Non Grant Balance 1824.40
FY 22 Program Allocation	703,645.00	222,129.00	925,774.00	
FY 22 Administrative Allocation	37,034.00	11,691.00	48,725.00	
Interest earned FY22	1,575.08	440.74	2,015.82	
Total Available Funds	880,951.73	251,861.49	1,132,813.22	
Administration				
FY22 Admin Allocation	37,034.00	11,691.00	48,725.00	
FY21 Admin Carryforward	4,234.85	2,014.59	6,249.44	
Administrative Clerk	11,689.90	5,322.01	17,011.91	
Early Childhood Coordinator/Director	18,835.54	5,500.00	24,335.54	
Fiscal Agent and FAUP/audit fees (County in-kind)	0.00	0.00	0.00	
Liability Insurance fees	1,000.00	998.00	1,998.00	
Board/Office costs/website	611.63	0.00	611.63	
Association fees	901.00	0.00	901.00	
NCJC Welcome Back to Early Learning	1,565.98	0.00	1,565.98	
School Ready Scholarships	0.00	0.00	0.00	
Subtotal; Administration	34,604.05	11,820.01	46,424.06	
Administration Balance	6,664.80	1,885.58	8,550.38	
School Ready Quality Improvement				
FY22 SR QI Allocation	60,470.00		60,470.00	
FY21 SR QI Carryforward	8,986.29		8,986.29	
Early Childhood Coordinator	64,956.29		64,956.29	
SR Quality Improvement Balance	4,500.00		4,500.00	
AVAILABLE PROGRAMS FUNDS				
FY21 Programs Carryforward	125,476.51	15,586.16	141,062.67	
FY22 Programs Allocation	643,175.00	222,129.00	865,304.00	
Total Available Program Funds	770,226.59	238,155.90	1,006,366.67	
External Programs				
Technical Assistance Consultant, Mentoring, Coaching				
4Cs Positive Environments/Positive Behaviors	0.00	16,537.60	16,537.60	
4Cs Provider Supports	0.00	43,124.17	43,124.17	
4Cs Registered Home Start-up Services	3,046.90	0.00	3,046.90	
Grant Wood AEA CART	0.00	73,883.76	73,883.76	
Early Care & Education Supportive Services				
Arc of SE Iowa Preschool	8,865.45	0.00	8,865.45	
HACAP Head Start B/Early Head Start CR/W	47,917.10	0.00	47,917.10	
NCJC Early Learning Expansion	42,393.47	0.00	42,393.47	
NCJC PREP Summer 2021-2022	18,060.05		18,060.05	
NCJC Welcome Back to Early Learning	1,848.75	21,795.00	23,643.75	
Home Ties Emergency Child Care	0.00	47,250.00	47,250.00	
Child Care Nurse Consultant				
JCPH Child Care Nurse Consultant	23,261.21		23,261.21	
Dental				
JCPH Dental Voucher Program	10,577.15		10,577.15	
Family Support				
NCJC Family Support Home Visitation	293,750.00		293,750.00	
NCJC Group Based Parent Education	18,643.30		18,643.30	
UAY Teen Parent Program home visits/groups	88,434.00		88,434.00	
Professional Development-Training				
RVAP Child Sexual Abuse Prevention	2,355.13		2,355.13	
Prenatal/Postnatal				
UAY Home Health Services	31,554.00		31,554.00	
Subtotal; Contracted Programs	590,706.51	202,590.53	793,297.04	
Programs Balance	179,520.08	35,565.37	213,069.63	
Internal Programs				
Early Care & Education Supportive Services				
Child Care Business Start-Up Equipment	0.00	1,399.29	1,399.29	
Car Seat Safety				
Car Seats (seats and installs)	3,999.22		3,999.22	
Professional Development-Training				
Program Supports	1,055.04	735.88	1,790.92	
Health Services				
Safe Sleep	2,000.00		2,000.00	
Early Care & Education Scholarships				
School Ready Scholarships	57,272.51		57,272.51	
SRS Coordination / CI/ Program Development	0.00		0.00	
Public Awareness/Child Fairs				
Early Literacy	0.00	1,493.86	1,493.86	
Quality Improvement for Early Learning				

Outdoor Equipment	24,385.18		24,385.18
Subtotal; Internal/JCSS Programs	88,711.95	3,629.03	92,340.98
Programs Balance	90,808.13	31,936.34	122,744.47
Total Expenses FY 22	778,978.80	218,039.57	997,018.37
Excess Revenue FY 22	101,972.93	33,821.92	135,794.85
maximum 20% c/o	\$ 148,135.80	\$ 46,764.00	\$ 194,899.80
current c/o %	13.8%	14.5%	

206,219.56

Agenda Item Summary

Agenda Item #7 FY23 Budget-Allocate Carryforward [Board Action]

The budget you see was approved at the June 2022 Board Meeting with the addition of the Dental Voucher program at the August 2022 Board Meeting.

I have made changes to get the maximum amount of carryforward possible available in the programs category (changes are noted to the right of the budget).

This gives us a maximum of \$116,956.42 in carryforward funds to allocate.

Board Identified Priorities for Carryforward from the June 2022 Board Meeting

- Increasing funding to NCJC PAT Family Support Program. They requested \$427,250 and we approved \$356,500 (difference=\$70,750).
- Increase funding to UAY Young Parent Home Visiting and Group Program. They requested \$137,375 and we approved \$122,375 (difference=\$15,000).
- Targeted RFP for in-home childcare consultation for immigrant/refugee population.
- Targeted RFP for program development for childcare for medically complex children.

FY23 Budget

	SR	EC	Total
Revenue			
FY22 Program Carryforward	\$90,808.13	\$31,936.34	\$122,744.47
FY22 Administrative Carryforward	\$6,664.80	\$1,885.58	\$8,550.38
FY22 Quality Improvement Carryforward	\$4,500.00		\$4,500.00
FY23 Program Allocation	\$640,987.00	\$208,469.90	\$849,456.90
FY23 Administrative Allocation	\$36,622.00	\$10,972.10	\$47,594.10
FY23 Quality Improvement Allocation	\$60,375.00		\$60,375.00
Administration			
Available Administrative Funds	\$43,286.80	\$12,857.68	\$56,144.48
Administrative Clerk	\$13,630.67	\$6,815.33	\$20,446.00
Early Childhood Coordinator	\$23,413.14	\$3,876.34	\$27,289.48
Fiscal Agent and FAUP/audit fees (County in kin	\$0.00	\$0.00	\$0.00
Liability Insurance Fees	\$1,332.00	\$666.00	\$1,998.00
Board/Office costs/Website	\$4,000.00	\$1,500.00	\$5,500.00
AECIAB Fees	\$911.00	\$0.00	\$911.00
Administration Balance	\$0.00	\$0.00	\$0.00
Administration Carryforward %	0.00%	0.00%	0.00%
Quality Improvement			
Available Quality Improvement Funds	\$64,875.00		\$64,875.00
Early Childhood Coordinator	\$64,875.00		\$64,875.00
Quality Improvement Balance	\$0.00		\$0.00
Quality Improvement Carryforward %	0.00%		0.00%
Programs			
External Programs			
Available Programs Funds	\$731,795.13	\$240,406.24	\$972,201.37
GWAEA Child Care Alliance Response Team		\$76,140.00	\$76,140.00
HACAP HS/EHS Wraparound		\$73,250.00	\$73,250.00
NCJC Early Learning Expansion	\$10,063.76	\$35,936.24	\$46,000.00
4 C's Home Ties Child Care Center		\$55,080.00	\$55,080.00
JCPH Child Care Nurse Consultant	\$59,750.00		\$59,750.00
NCJC PAT Family Support Program	\$356,500.00		\$356,500.00
UAY Young Parent Home Visiting & Group Prog	\$122,375.00		\$122,375.00
Targeted RFP in-home childcare consultation for immigrant/refugee population			
JCPH Dental Voucher	\$15,000.00		
Targeted RFP program development childcare for medically complex children			
Internal Programs			
Coordinated Intake	\$2,640.00		\$2,640.00
School Ready Scholarship Coordination	\$1,509.95		\$1,509.95
School Ready Scholarships	\$56,000.00		\$56,000.00
Car Seats	\$4,000.00		\$4,000.00
Safe Sleep	\$2,000.00		\$2,000.00
Program Support	\$0.00		\$0.00
Community Awareness	\$0.00		\$0.00
Programs Balance	\$116,956.42	\$0.00	\$116,956.42
Programs Carryforward %	15.98%	0.00%	12.03%

Other Grants/Donations
\$ -

Board identified priorities for carryforward funding

increased with admin carryforward

increased by \$10

increased with QI carryforward

moved some funds from SR to EC

FY23 request

\$427,250.00

\$137,375.00

reduced by moving more of salary to admin

reduced by moving more of salary to admin

\$3,000.00

Staff	Needed	Budgeted	Difference
Sam	\$96,314	\$96,314	(\$0)
Terri	\$20,446	\$20,446	\$0

Early Childhood Iowa Local Board Composition

Name of Early Childhood Area:	Johnson County Empowerment/Early Childhood Iowa Area	State Fiscal Year:	22
Number/Range of Board Members Required in Bylaws:	7-17	Total Number of Board Members that served during the year:	11
Number of Board Members (board size) on June 30 th of fiscal year:	11	Total # of hours board members spent at board meetings: (# board members x # hours)	131

Instructions: List all members of the ECI board during the fiscal year. *List all current board members at the top of the table, followed by members that vacated board positions. If additional rows are needed, add above the "Total # Members possible for the meeting" row.*

Name/Office	Gender (M/F)	Employer	Representation (throughout the fiscal year)	Term Information			Board Vacancies	Meeting Attendance (place an X in the box if the member was present)													
				Date member joined the board	Term #	Date Term Ends		Date member vacated the board	8/12/2021	9/9/2021	10/21/2021	12/2/2021	1/20/2022	2/17/2022	3/24/2022	4/21/2022	5/19/2022	6/16/2022	Total Absences	<<insert meeting date>>	
John Example, Chair		County Bank																			
Rick Leyendecker	M	N/A	Req human services	3/1/2018	2	9/30/2023		X	X	X		X	X	X	X	X				2	
Marguerite Oetting	F	UIHC	Required health	1/1/2020	1	9/30/2022			X	X		X	X				X			4	
Joan Tephly	F	N/A	Required education	10/1/2015	3	9/30/2024		X		X		X		X	X			X		4	
Richard Lipman, Chair	M	N/A	Required faith	2/1/2018	2	9/30/2023		X	X	X	X	X	X	X	X	X	X	X		0	
Angel Taylor, Treasurer	F	Realty	Required business	1/1/2020	1	9/30/2022		X	X	X	X	X	X	X	X	X				1	
Chris Carman, secretary	M	N/A	Required consumer	1/1/2020	1	9/30/2022		X	X	X	X	X	X	X	X	X	X	X		0	
Jon Green	M	Elected Co	Elected Official/Fiscal	7/1/2021	1	12/31/2022		X	X	X	X		X	X	X	X	X	X		1	
Emily O'Sheridan Tabor	F	North Libe	Consumer	12/15/2020	1	9/30/2023		X	X	X	X	X	X	X	X	X	X	X		0	

Johnson County Empowerment, Johnson County Iowa

Sam Turnbull, Early Childhood Coordinator

855 S. Dubuque St. Ste. 202 B Iowa City, IA 52240

319-356-6090; empower@johnsoncountyiowa.gov; <https://jce empowerment.com/>

Vision and Mission

Johnson County is a safe and healthy community in which to learn, work, and live.
Johnson County Empowerment leads the community in removing barriers to a safe and healthy community by:

- identifying needs in education, health, and human services
- maintaining, expanding, and coordinating resources to address those need
- promoting and facilitating collaboration
- evaluating and continuously improving efforts to advance our vision

Did you know? In 75.7% of Johnson County households with a child under the age of 6 have all parents in the workforce.

Why are the programs we support important to reaching our vision and mission?

- Our programs increase high quality early education opportunities in our community.
- Our programs assist families in accessing needed resources.

Community Plan Priorities:

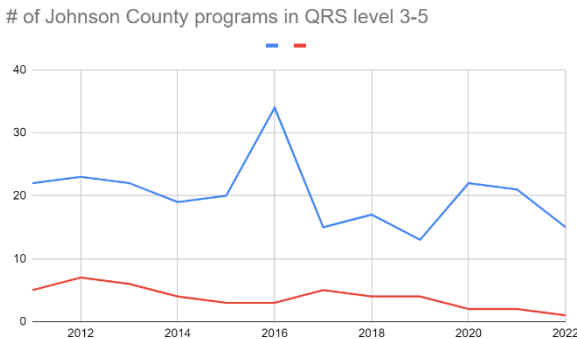
1. Increase accessibility and availability of quality early education
2. Increase quality in early education
3. Prevent child abuse and neglect and increase supportive parenting skills
4. Increase families; healthy informal networks of support and utilization of appropriate community resources
5. Prevention, early detection, and identification of child health issues

What services/programs/activities do we support?

- Car seat and safe sleep programs
- Dental voucher program
- Preschool Scholarships and Wraparound child care and child care slots at NCJC, HACAP, HomeTies
- Child Care Nurse Consultant
- Young Parent Family Support Program and Home Health
- 4 C's Quality Child Care Programs
- GWAEA Child Care Alliance Response Team
- Public Awareness of JCE/ECIA
- Neighborhood Centers Family Support

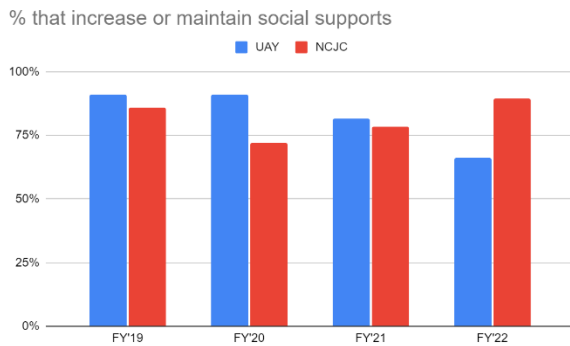
How do we Measure Progress?

Priority: Increase Quality in Early Education



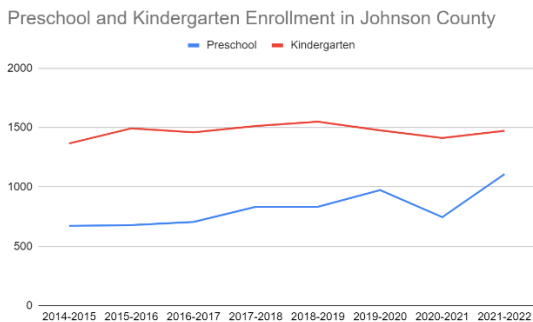
Our number of high quality rated childcare centers and home is decreasing.

Priority: Increase families' networks of support



For families participating in our funded family support programs the majority report increasing or maintaining their social supports.

Priority: Strengthen the transition to kindergarten



Our number of children enrolled in preschool had been increasing and then fell off in 2020-2021. They increased back to the prior trend line in 2021-2022.

What can you do to help?
 Join our board, donate car seats or pack n plays, support our childcare workforce.

Other Agencies working on similar issues:
 United Action for Youth, Neighborhood Centers of Johnson County, United Way, Johnson County Community Partnerships for Protecting Children, 4 C's, HACAP, CCR&R, Johnson County Public Health, School Districts, Iowa Women's Foundation, United Way and many more!

Community Plan Updates in SFY'22

Name of Early Childhood Area: Johnson County Empowerment/Early Childhood Iowa Area Board

Iowa Code chapter 256I requires that local ECIA boards report progress toward and achievement of desired results identified in the Community Plan.

Provide a narrative of the ECIA's progress in the last year towards the priorities and strategies identified in the most recent Community Plan. Success and/or challenges to meeting the ECIA goals may also be included.

Result Areas, Priorities, and Strategies

The Johnson County Community Plan identifies three Result Areas the JCE/ECIA Board works to impact. Within each Result Area are two Priorities and for each Priority, the board has identified two Strategies that will help to achieve its goals. The Board reviews Result Areas, Priorities, and Strategies annually to assess progress and determine future actions.

Result Area A: Secure and Nurturing Early Education Environments

Priority 1: Increase accessibility and availability of quality early education.

Strategy 1: *Address affordability of care, hours of care, and issues of transportation.*

Strategy 2: *Address the need for additional infant care, quality providers accepting state funded care, and full-day, full-year programs. Address barriers to providers accepting Child Care Assistance.*

Progress: Local ECI funds expand part-time Head Start and Early Head Start programs to full-day, full-year programming. The expanded hours of care better accommodate working parents so that children do not require transportation from one program to another and have summer programming. These programs served 53 children in FY22. The School Ready Scholarship Program supports affordable care for 3 year olds to attend preschool and provides wraparound to children participating in Statewide Voluntary Preschool Program. Nineteen children received scholarships in FY22 to attend 8 different preschool programs. The Early Education Expansion program at Neighborhood Centers of Johnson County expands part-time Shared Visions or Child Care Assistance (CCA) funding into full-time programming. ECI funds pay for the portion of the day not eligible for CCA funds. In FY22, 37 children benefitted from this program. Home Ties Emergency Child Care, a short-term, no-cost child care program for families who are homeless or at risk of homelessness, serves mainly infants and toddlers. Home Ties served 15 children using JCE/ECIA funding in FY22. **During FY22, these programs served 124 children.**

While providing coordination for the School Ready Scholarship (SRS) program, JCE/ECIA assists families to identify additional available resources, including support to enroll in Child Care Assistance, Head Start, Shared Visions Preschool, and Statewide Voluntary Preschool Program. In FY22, 46 applications were received for the SRS program. Forty-one percent of those children received a scholarship.

4Cs Community Coordinated Child Care Start Up program supports new home providers including the Starting Strong initiative, focusing on refugee and immigrant providers. In FY22, **16 new providers** gained knowledge about important information related to child care and getting started in business. In the Starting Strong program, **100% of programs** submitted/maintained registration with DHS.

Priority 2: Increase quality in early education.

Strategy 3: *Support and make available high quality professional development opportunities and services which align with quality demonstration programs. A specific area of need is children's social/emotional development.*

Strategy 4: *Increase parent and community demand/expectations for high quality early care and education environments.*

Progress: JCE/ECIA contracts funding to 4Cs to provide training, coaching, and mentoring to child development homes. Projects include Starting Strong and Ready, Set, Go! The Childcare Alliance Response Team (CART), contracted through Grant Wood AEA, provides consultation regarding social/emotional development and behavioral concerns. **These programs provided a total of 581 site visits to 191 providers.** Of those participating, **66% met their goals.**

Result Area B: Safe, Stable, Nurturing Families and Homes

Priority 3: Prevent child abuse and neglect and increase supportive parenting skills.

Strategy 5: *Support parent, family, and community education. Supports include home visitation services and programs that enhance the parent/child relationship.*

Strategy 6: *Work with other community organizations (e.g. Prevent Child Abuse-Johnson County and Community Partnerships for Protecting Children) to increase awareness about child abuse prevention and Adverse Childhood Experiences (ACEs).*

Progress: Johnson County Empowerment/ECIA funds two Parents As Teachers home visitation programs, with services designed to meet the needs of specific populations. United Action for Youth (UAY) serves young parents through home visitation and 2 weekly groups. Neighborhood Centers of Johnson County (NCJC) serves families primarily living in the neighborhoods they encompass through home visitation and groups. NCJC provides home visitation in English, Spanish, Arabic, and Swahili/French. In FY22, these programs conducted a total of **2,689 home visits.** Participants included 179 families with 273 children age prenatal-5 years. **Over 90%** of participating families reported an increase in healthy family functioning. The JCE/ECIA Early Childhood Coordinator is an active member of Prevent Child Abuse-Johnson County (PCA-JC) and the Shared Decision-Making Team for Community Partnerships for Protecting Children (CPPC). JCE/ECIA worked with many local agencies, organizations, and individuals to increase awareness about the importance of early childhood, supporting early literacy, and promoting diversity. We **participated** in the Kites for Kids Community Events as well as **collaborating to co-sponsor** a Black History Month night at the Iowa Children's Museum and Juneteenth Resource Fair.

Priority 4: Increase families' healthy informal networks of support and utilization of appropriate community resources.

Strategy 7: *Support group-based parent education and informal support.*

Strategy 8: *Link families with services to address parental problems of depression/mental health, substance abuse, domestic violence, child abuse, disability, low educational attainment, or unmet basic needs.*

Progress: JCE/ECIA funds young parent groups through UAY and parent groups through NCJC. In FY22 parents participated in 85 groups.

JCE/ECIA provided **coordinated intake and referral services to 255 families.** Referrals included Family Support Program, group-based family support, Food Assistance, Medicaid/hawk-i, WIC, Head Start, Home Ties, Crisis Child Care, CCR&R, Child Care Assistance, and community pantries. Families were also linked to resources for infant/child safety items such as car seats, pack-n-plays, and other necessities.

Result Area C: Children Healthy & Ready to Succeed in School

Priority 5: Prevention, early detection, and identification of child health issues.

Strategy 9: *Facilitate screening and follow-up of health, developmental, and/or behavioral obstacles for children. This includes toxic childhood stress and Adverse Childhood Experiences (ACEs).*

Strategy 10: *Support preventive health services including well-child care, healthy nutrition, physical exercise, and dental care.*

Progress: JCE/ECIA family support programs all utilize the Ages & Stages Questionnaires-3 and the Ages &

Stages: Social-Emotional-2 screening tools with the children they serve. Early education programs that receive JCE/ECIA funds complete a developmental screening on children funded with ECI funds. In FY22, **367 children were screened** in JCE/ECIA funded programs. Of those children, **29 were referred** for additional assessment and early intervention.

JCE/ECIA funds the UAY Nurse home visitation program for pregnant and newly parenting teens. The program stresses the importance of prenatal and pediatric well-care. UAY subcontracts with the University of Iowa College of Nursing for Pediatric Nurse Practitioner visiting services. The program provided 176 visits to 42 children. Of the participating children, **92%** are fully immunized, **98%** have a primary care physician, and **99%** have health insurance coverage.

In **partnership** with High Point City Church, One Ancient Hope, Veritas Church, Grace Community Church, Johnson County Social Services, and Johnson County CPPC we distributed **179 child car seats and 93 pack-n-plays** to lower-income families. With support from the Safe Kids Coalition and local fire and police departments, **100%** of the seats distributed were checked by a certified car seat technician and ensured to be installed correctly. For participants receiving sleep materials, **100%** improved sleep safety for their infants. As demand for car seats has increased, available resources have decreased. JCE/ECIA relies heavily on donations to provide the equipment for this program and, while JCE/ECIA continues to provide coordination services, staff are searching for additional funding sources for this program.

Priority 6: Strengthen the transition to kindergarten.

Strategy 11: *Facilitate connections among schools, early childhood providers, and families.*

Strategy 12: *Strengthen the alignment of curriculum and expectations between early childhood and K-12 education systems and support best practices in early education environments and kindergarten classrooms.*

Progress: The JCE/ECIA Early Education Work Group provides an **environment for ongoing discussion and communication** among child care providers and consultants. The Work Group includes individuals from 4Cs , Grant Wood AEA, Child Care Resource & Referral, NCJC child care center, Johnson County Public Health, HACAP and the community who come together to address quality in early childhood and the transition from early childhood to kindergarten. The Early Childhood Coordinator meets periodically with ICCSD preschool staff.

Describe how the board aligns their community plan with the [“We are ECI” Strategic Plan 2019-2022](#). Goals identified in the state plan include:

- **Infrastructure:** Promote a coordinated infrastructure to advance the early childhood system.
- **Communication:** Build public will for investing in young children and their families.
- **Workforce:** Transform the early childhood workforce through formal education, greater professionalism, increased skills and competence, and new approaches to implementing best practices.
- **Equitable Access:** Ensure that young children and families receive the services they need when they need them.
- **Quality:** Improve the quality of early childhood services for young children and their families across early care and education; health, mental health, and nutrition; and family support services.

Goal 1: Promote a coordinated infrastructure to advance the early childhood system.

The Johnson County Empowerment/Early Childhood Iowa Area Board hosts Early Education, Parent Education, and Health work groups that bring together stakeholders in the community to brainstorm goals and needs in the community and be sure the board's efforts are in coordination with what other programs in our community are working on. Our Early Childhood Coordinator also participates in CCR&R Johnson County planning meetings as well as the Johnson County Childcare coalition to coordinate efforts.

Goal 2: Build public will for investing in young children and their families

Our Johnson County Empowerment Board/Early Childhood Iowa Area Board has a social media presence whereby we information share and promote initiatives that support young children and their families. We participate in a variety of outreach initiatives including resource fairs, kites for kids, Juneteenth to raise awareness about JCE/ECIA, ECI, and early childhood in general.

Goal 3: Transform the early childhood workforce through formal education, greater professionalism, increased skills and competence, and new approaches to implementing best practices.

One of our board priorities is to increase Quality in Early Education. We have done this by supporting programs through 4C's and Grant Wood AEA that provide training and programming to childcare providers to increase competence, professionalism and early education.

Goal 4: Ensure that young children and families receive the services they need when they need them.

Our JCE/ECIA Board supports a coordinated intake system for families with young children in our community. Our Early Childhood Coordinator helps connect families with services in real time. Our family support programs also function to connect some of the most vulnerable families in our community with the services they need.

Goal 5: Improve the quality of early childhood services for young children and their families across early care and education; health, mental health, and nutrition; and family support services.

We continuously monitor the quality and outcomes the programs we invest in are achieving through quarterly and year-end reports, along with site visits. We also monitor our county level data indicators on a yearly basis to ensure our programs are having the impacts we strive for on the community.



Status Report

410000-Johnson County Empowerment/ECIA SFY'22

Early Childhood Iowa

Award Year: 2022 **Status:** Editing

Contract Number: 410000

Status Report Number: 02

Submitted By:

Submitted Date:

Status Report Type: Annual Report

Title

Report Period 07/01/2021 06/30/2022
From Date To Date

Primary Contact and Organization

Primary Contact

AnA User Id SAMANTHA.TURNBULL@IOWAID

First Name* Samantha Turnbull
First Name Middle Name Last Name

Title:

Email:* sturnbull@johnsoncountyiowa.gov

Address:* 855 S. Dubuque St. Ste. 202B

City* Iowa City Iowa 52240
City State/Province Postal Code/Zip

Phone:* 319-356-6090
Phone Ext.

Program Area of Interest* Early Childhood Iowa

Fax:

Organization Information

Organization Name:* Johnson County Empowerment

Organization Type:* Other

DUNS: 96-5-9-13-341

Unique Entity Identifier (UEI)

Organization Website: www.jcempowerment.org

Address: 855 S. Dubuque Street, Suite 202B

City Iowa City Iowa 52240
City State/Province Postal Code/Zip

Phone: 319-339-6179
Ext.

Fax: 319-688-5711

Board and Contact Information

Area and Counties Served

Name of Early Childhood Area: Johnson County Empowerment/Early Childhood Iowa Area

Website: <https://jcempowerment.com/>

Counties in ECIA: Johnson

Current Board Chairperson

Current Board Chairperson Name: Richard Lipman

Board Chairperson Address: 1201 Hunters Run

Board Chairperson City: Iowa City

Board Chairperson State: Iowa

Board Chairperson Zipcode: 52246

Board Chairperson Phone: 319-530-8996

Board Chairperson E-mail: Richard.s.lipman@gmail.com

Current Fiscal Agent

Current Fiscal Agent Name: Johnson County Board of Supervisors

Fiscal Agent Address: 913 S. Dubuque St.

Fiscal Agent City: Iowa City

Fiscal Agent State: Iowa

Fiscal Agent Zipcode: 52240

Fiscal Agent E-mail: sups@johnsoncountyiowa.gov

Contact Person for the Local ECI Board

Contact Person Name (ECIA Director): Samantha Turnbull

Contact Address: 855 S. Dubuque St. Ste. 202B

Contact City: Iowa City

Contact State: Iowa

Contact Zipcode: 52240

Contact Phone: 319-356-6090

Contact E-mail: sturnbull@johnsoncountyiowa.gov

Click here to download the Board Matrix template.

Board Matrix Attachment* [Board_Membership_Matrix_SF22 1.pdf](#)

Click here to download the Community Plan Updates template.

Community Plan Updates* [Community_Plan_Updates_SF22.pdf](#)

Click here to download the Executive Summary template.

Executive Summary Attachment [Executive Summary FY22.pdf](#)

Car Seat - Direct Service

Name of Program or Service Car Seat Program

List the name of each contractor funded.

Contractor Johnson County Social Services

Description New car seats installed by a car seat technician

How much was invested (Input measures)

Source		
	Early Childhood Program	\$0.00
	Early Childhood Admin	\$0.00
	School Ready-Quality	\$0.00
	School Ready-Other/Undesignated	\$3,999.22
	School Ready-Admin	\$0.00
	Total	\$3,999.22

Optional: Other Funding Expended and Source

Source	Amount
Donations	\$12,975.72
	\$12,975.72

Total Funding

Total \$16,974.94

How much was done or produced (Output Measures)

Output Measures	# done or produced
Prenatal	71
Children 0 to 1 Year	16
Children 1 to 2 Years	20
Children 2 to 3 Years	14
Children 3 to 4 Years	10
Children 4 to 5 Years	15
Children 5 to 6 Years	33
Total	179

How much was done or produced? (Output Measures)

Number of Car Seats Checked 179
Seats Checked

How well did we do it (Quality/Efficiency Measures)

Cost per Child for the service	\$16,974.94	179	\$94.83
	Total Cost	# of Children	

What Was the Change in Conditions for Those We Served (Outcome Measures)

% of car seats that were not installed properly and corrected	179	179	100.0%
	# Achieved	# of Car Seats Checked	

Crisis/Emergency Care - Direct Services

Name of Program or Service

List the name of each contractor funded.

Contractor

Description

Link to Which Comm. Plan Priority or Priorities

How much was invested (Input measures)

Source		
	Early Childhood Program	\$0.00
	Early Childhood Admin	\$0.00
	School Ready-Quality	\$0.00
	School Ready-Other/Undesignated	\$0.00
	School Ready-Admin	\$0.00
	Total	\$0.00

Optional: Other Funding Expended and Source

Source		Amount
		\$0.00

Total Funding

Total	\$0.00
-------	--------

How much was done or produced (Output measures)

Output Measures		# done or produced
	Prenatal	

- IQ4K - Level 1
- IQ4K - Level 2
- IQ4K - Level 3
- IQ4K - Level 4
- IQ4K - Level 5

How well did we do it (Quality/Efficiency Measures)

Cost per Child for the service	\$0.00	0	\$0.00
	Total Cost	# of Children	
% of programs with a rating of 3 or higher in QRS system or an IQ4K rating	0	0	0%
	# Achieved	# Possible	

What Was the Change in Conditions for Those We Served (Outcome Measures)

% of families that report decreased stress		0	0%
	# Achieved	# Possible	
% of families that are connected to additional concrete supports		0	0%
	# Achieved	# Possible	
% of families that participate in parent education opportunities		0	0%
	# Achieved	# Possible	

Dental - Direct Services

Name of Program or Service	Dental Voucher Program
<i>List the name of each contractor funded.</i>	
Contractor	Johnson County Public Health
Description	Vouchers for dental treatment for pregnant women and children who do not have dental insurance benefits.
Link to Which Comm. Plan Priority or Priorities	Prevention, early detection, and identification of child health issues.

How much was invested (Input measures)

Source		
	School Ready-Quality	\$0.00
	School Ready-Other/Undesignated	\$10,577.15
	School Ready-Admin	\$0.00
	Total	\$10,577.15

Optional: Other Funding Expended and Source

Source	Amount
	\$0.00

Total Funding

Total	\$10,577.15
-------	-------------

How much was done or produced (Output measures)

Output Measures	# done or produced
Prenatal	50
Children 0 to 1 Year	0
Children 1 to 2 Years	3
Children 2 to 3 Years	4
Children 3 to 4 Years	3
Children 4 to 5 Years	2
Children 5 to 6 Years	
Total	62

How well did we do it (Quality/Efficiency Measures)

Children Screened for caries	62	62	100.0%
# Achieved		# Possible	
Of those children screened, % referred for follow up services/treatment	62	62	100.0%
# Achieved		# Possible	
Cost per Child for the service	\$10,577.15	62	\$170.60
Total Cost		# of Children	Cost per Child

What Was the Change in Conditions for Those We Served (Outcome Measures)

% of children referred for dental treatment that went to a dentist	62	62	100.0%
# Achieved		# Possible	
% of children that are cavity free	33	62	53.23%
# Achieved		# Possible	

Early Care & Education Scholarships - Direct Services

Name of Program or Service	School Ready Scholarship Program
<i>List the name of each contractor funded.</i>	
Contractor	Johnson County Social Services subcontracts with Iowa City Community School District, Cute Little Angels, Frog Hollow, Melrose, Purple Bloom, Love-A-Lot, Prince of Peace and Kids Point.
Description	Preschool tuition scholarships for children to attend the parents' choice of quality preschool. Children ages 3-5 years with family incomes up to 200% fpl.
Link to Which Comm. Plan Priority or Priorities	Increase accessibility and availability of quality early education.

How much was invested (Input measures)

Source		
	Early Childhood Program	\$0.00
	Early Childhood Admin	\$0.00
	School Ready-Quality	\$0.00
	School Ready-Other/Undesignated	\$57,272.51
	School Ready-Admin	\$0.00
	Total	\$57,272.51

Optional: Other Funding Expended and Source

Source	Amount
Parent Tuition	\$19,788.58
	\$19,788.58

Total Funding

Total	\$77,061.09
--------------	-------------

How much was done or produced (Output measures)

Output Measures	# done or produced
Prenatal	
Children 0 to 1 Year	
Children 1 to 2 Years	
Children 2 to 3 Years	
Children 3 to 4 Years	11
Children 4 to 5 Years	5
Children 5 to 6 Years	3
Total	19

Marital Status - Head of Household (Output Measures)

Married	9
Single	7
Partnered	0
Separated	2
Divorced	1
Widowed	0

Household Size (Output Measures)

2 People	2
3 People	11
4 People	5
5 People	1
6 People	
7 or More People	

Federal Poverty Level (Output Measures)

125% or lower FPL	6
126 - 185% FPL	4
186 - 200% FPL	9
201% - or higher FPL	0

Educational Level of Head of Household (Output Measures)

Middle School or Lower	0
Some High School	0
GED or High School Diploma	8
Trade or Vocational Training	0
Some College	0
2-Year College Degree	6
4-Year College Degree	1
Master's Degree or Higher	4

Race of Child (Output Measures)

White	8
Black or African American	9
Asian	1
Native American or Alaskan Native	0
Native Hawaiian or Pacific Islander	0
Multiracial	1

Ethnicity - Hispanic/Latino (Output Measure)

Hispanic/Latino	3
-----------------	---

How much was done or produced (Output Measures)

Number of programs that received funding for a scholarship	8
--	---

Programs Meeting Quality Initiatives (Output Measures)

NAEYC Accredited	1
NAFCC Accredited	0
Head Start	0
IQPPS	2
QRS Level 3	1
QRS Level 4	4
QRS Level 5	1
IQ4K - Level 1	
IQ4K - Level 2	
IQ4K - Level 3	
IQ4K - Level 4	
IQ4K - Level 5	

Education Level of Lead Teacher (Output Measures)

GED	
High School Diploma	3
CDA	1

AA in Early Childhood or Child Development	1
AA in Related Field	1
BA/BS in Early Childhood or Child Development	2
BA/BS in a Related Field	
Holds a Teaching License with an Early Childhood Endorsement, 100, 103, or 106	6
Post Graduate Degree	1

How well did we do it (Quality/Efficiency Measures)

% of Children Screened with ASQ-3	4	19	21.05%
	# Achieved		
% of Children Screened with ASQ:SE	3	19	15.79%
	# Achieved		
Of those Children Screened with ASQ-3, % referred for follow up services/treatment	0	4	0%
	# Achieved		
Of those Children Screened with ASQ:SE, % referred for follow up services/treatment	0	3	0%
	# Achieved		
Cost per Child for the service	\$77,061.09	19	\$4,055.85
	Total Cost	# of Children	Cost per child
% of Programs with a Rating of 3 or higher in the QRS System or an IQ4K Rating	6	8	75.0%
	# Achieved	# Possible	

What Was the Change in Conditions for Those We Served (Outcome Measures)

% of children demonstrating age appropriate skills as assessed by the ASQ-3	4	4	100.0%
	# Achieved	# Possible	
% of children demonstrating age appropriate skills as assessed by the ASQ:SE	3	3	100.0%
	# Achieved	# Possible	

Early Care & Education Supportive Services - Direct Services

Name of Program or Service Childcare/Preschool Wraparound; At-Risk Child Care

List the name of each contractor funded.

Contractor HACAP- Head Start& Early Head Start Expansion
 NCJC- Childcare and Preschool Expansion, PREP, Welcome Back to Early Learning
 4C's- Home Ties Emergency Child Care
 ARC of SE Iowa- Preschool

Description	Expand programs into full-day, full-year programming for low income families. For CCA, expansion is reimbursed at the CCA per-unit rate for units not covered by CCA. PREP provides and intensive summer preschool program. Welcome Back to Early Learning provides additional staff. ARC funding provides preschool equipment. Provide temporary, no-cost child care to families who are homeless.
Link to Which Comm. Plan Priority or Priorities	Increase accessibility and availability of quality early education.

How much was invested (Input measures)

Source		
	Early Childhood Program	\$69,580.88
	Early Childhood Admin	\$0.00
	School Ready-Quality	\$0.00
	School Ready-Other/Undesignated	\$119,084.82
	School Ready-Admin	\$1,565.98
	Total	\$190,231.68

Optional: Other Funding Expended and Source

Source	Amount
Tuition, Child Care Assistance, Shared Visions, Head Start,	\$851,808.28
	\$851,808.28

Total Funding

Total	\$1,042,039.96
--------------	----------------

How much was done or produced (Output measures)

Output Measures	# done or produced
Prenatal	0
Children 0 to 1 Year	14
Children 1 to 2 Years	19
Children 2 to 3 Years	86
Children 3 to 4 Years	34
Children 4 to 5 Years	15
Children 5 to 6 Years	18
Total	186

How much was done or produced (Output Measures)

# of Programs	7
----------------------	---

Programs Meeting Quality Initiatives (Output Measures)

NAEYC Accredited	5
NAFCC Accredited	
Head Start	3
IQPPS	3
QRS Level 3	0
QRS Level 4	1
QRS Level 5	2
IQ4K - Level 1	
IQ4K - Level 2	
IQ4K - Level 3	
IQ4K - Level 4	
IQ4K - Level 5	

How well did we do it (Quality/Efficiency Measures)

% of Children Screened with ASQ-3	163	186	87.63%
	# Achieved	# Possible	
% of Children Screened with ASQ:SE	156	186	83.87%
	# Achieved	# Possible	
Of those Children Screened with ASQ-3, % referred for follow up services/treatment	14	163	8.59%
	# Achieved	# Possible	
Of those Children Screened with ASQ:SE, % referred for follow up services/treatment	14	156	8.97%
	# Achieved	# Possible	
Cost per Child for the service	\$1,042,039.96	186	\$5,602.37
	Total Cost	# of Children	Cost per child
% of Programs with a Rating of 3 or higher in QRS System or an IQ4K Rating	3	7	42.86%
	# Achieved	# Possible	

What Was the Change in Conditions for Those We Served (Outcome Measures)

% of children demonstrating age appropriate skills as assessed by the ASQ-3	149	163	91.41%
	# Achieved	# Possible	
% of children demonstrating age appropriate skills as assessed by the ASQ:SE	149	156	95.51%
	# Achieved	# Possible	

Health Prevention - Direct Service

Name of Program or Service Safe Sleep
List the name of each contractor funded.
Contractor Johnson County Social Services
Description new pack n plays or baby boxes provided with safe sleep education.
Link to Which Comm. Plan Priority or Priorities Prevention, early detection, and identification of child health issues.

How much was invested (Input measures)

Source		
	School Ready-Quality	\$0.00
	School Ready-Other/Undesignated	\$2,000.00
	School Ready-Admin	\$0.00
	Total	\$2,000.00

Optional: Other Funding Expended and Source

Source	Amount
Donations	\$5,804.00
	\$5,804.00

Total Funding

Total \$7,804.00

How much was done or produced (Output measures)

Output Measures		
	Prenatal	68
	Children 0 to 1 Year	24
	Children 1 to 2 Years	1
	Children 2 to 3 Years	
	Children 3 to 4 Years	
	Children 4 to 5 Years	
	Children 5 to 6 Years	
	Total	93

How well did we do it (Quality/Efficiency Measures)

Children Screened for

	safe sleep environment	93	93	100.0%
	Type of Screening Completed	# Achieved	# Possible	
Of those Children Screened, % referred on for follow up services/treatment	0	93		0%
	# Achieved	# Possible		
Cost per Child for the service	\$7,804.00	93	\$83.91	
	Total Cost	# of Children	Cost per child	

What Was the Change in Conditions for Those We Served (Outcome Measures)

% of Children referred and received follow up services/treatment	0	0	0%
	# Achieved	# Possible	

Literacy - Direct Services

Name of Program or Service

List the name of each contractor funded.

Contractor

Description

Link to Which Comm. Plan Priority or Priorities

How much was invested (Input measures)

Source

Early Childhood Program	\$0.00
Early Childhood Admin	\$0.00
School Ready-Quality	\$0.00
School Ready-Other/Undesignated	\$0.00
School Ready-Admin	\$0.00
Total	\$0.00

Optional: Other Funding Expended and Source

Source	Amount
	\$0.00

Total Funding

Total	\$0.00
--------------	--------

How much was done or produced (Output measures)

Output Measures

done or produced

Prenatal
 Children 0 to 1 Year
 Children 1 to 2 Years
 Children 2 to 3 Years
 Children 3 to 4 Years
 Children 4 to 5 Years
 Children 5 to 6 Years
 Total

0

Output Measures

Total # of Families Participating

How well did we do it (Quality/Efficiency Measures)

Cost per Child for the service

\$0.00

0

\$0.00

Total Cost

of Children

Cost per child

What Was the Change in Conditions for Those We Served (Outcome Measures)

% of families that report an increase in reading to their child each day

Achieved

0

Possible

0%

% of families that report an increase in talking to their child about new words in stories

Achieved

0

Possible

0%

Prenatal/Postnatal - Direct Services

Name of Program or Service Young Parent Home Health Program

List the name of each contractor funded.

Contractor United Action for Youth subcontract to the University of Iowa College of Nursing

Description Pediatric Nurse Practitioner home visitation for pregnant and newly parenting youth. Utilizes the Nurturing Parents curriculum.

Link to Which Comm. Plan Priority or Priorities Prevention, early detection, and identification of child health issues.

How much was invested (Input measures)

Source			
	School Ready-Quality		\$0.00
	School Ready-Other/Undesignated		\$31,554.00
	School Ready-Admin		\$0.00
	Total		\$31,554.00

Optional: Other Funding Expended and Source

Source		Amount
		\$0.00

Total Funding

Total \$31,554.00

How much was done or produced (Output measures)

Output Measures			
		Prenatal	3
		Children 0 to 1 Year	5
		Total	8

How much was done or produced (Output measures)

of Mothers 63
Achieved

of Families 63
Achieved

How well did we do it (Quality/Efficiency Measures)

Children Screened for	Developmental Screening	14	8	175.0%
	Type of Screening Completed	# Achieved	# Possible	
Of those Children Screened, % referred for follow up services/treatment	2	14		14.29%
	# Achieved	# Possible		
# of Mothers screened for postpartum depression	4	63		6.35%
	# Achieved	# Possible		
Of the Mothers screened for postpartum depression, %	1	4		25.0%
	# Achieved	# Possible		

referred for follow up services/treatment

Cost per Family

\$31,554.00

63

\$500.86

Total Cost

of Families

Cost per family

What Was the Change in Conditions for Those We Served (Outcome Measures)

% of Children referred and received follow up services/treatment

2

2

100.0%

Achieved

Possible

% of Mothers referred and received follow up services/treatment

1

1

100.0%

Achieved

Possible

Transportation - Direct Services

Name of Program or Service

List the name of each contractor funded.

Contractor

Description

Link to Which Comm. Plan Priority or Priorities

How much was invested (Input measures)

Source

Early Childhood Program	\$0.00
Early Childhood Admin	\$0.00
School Ready-Quality	\$0.00
School Ready-Other/Undesignated	\$0.00
School Ready-Admin	\$0.00
Total	\$0.00

Optional: Other Funding Expended and Source

Source

Amount

\$0.00

Total Funding

Total

\$0.00

Non-Registered		0	0%
	# Achieved	# Possible	
Non-Registered to DHS Registered		0	0%
	# Achieved	# Possible	
DHS Registered		0	0%
	# Achieved	# Possible	
DHS Licensed		0	0%
	# Achieved	# Possible	

What Was the Change in Conditions for Those We Served (Outcome Measures)

Non-Registered that submitted a reimbursement claim		0	0%
	# Achieved	# Possible	
Non-Registered to DHS Registered that submitted a reimbursement claim		0	0%
	# Achieved	# Possible	
DHS Registered that submitted a reimbursement claim		0	0%
	# Achieved	# Possible	
DHS Licensed that submitted a claim		0	0%
	# Achieved	# Possible	

Child Care Nurse Consultant - Indirect Services

Name of Program or Service	Child Care Nurse Consultant
<i>List the name of each contractor funded.</i>	
Contractor	Johnson County Public Health
Description	CCNC provides guidance, training, coordination and support to child care businesses so that they can provide safe and healthy child care environments.
Link to Which Comm. Plan Priority or Priorities	Increase accessibility and availability of quality early education. Prevention, early detection, and identification of child health issues.

How much was invested (Input measures)

Source		
	Early Childhood Program	\$0.00
	Early Childhood Admin	\$0.00
	School Ready-Quality	\$0.00
	School Ready-Other/Undesignated	\$23,261.21
	School Ready-Admin	\$0.00

Optional: Other Funding Expended and Source

Source	Amount
	\$0.00

Total Funding

Total	\$23,261.21
-------	-------------

Output Measures

The total number of visits the child care nurse consultant makes to early learning programs.

# of visits by a nurse consultant	42
-----------------------------------	----

Programs Receiving CCNC Services (Output Measures)

Child care homes (non-registered)	
Child development homes (registered)	5
Child care centers and preschools (licensed)	28
DE license exempt programs	

Businesses Participating in QRS or IQ4K (Output measures)

QRS Level 1	4
QRS Level 2	3
QRS Level 3	3
QRS Level 4	7
QRS Level 5	
IQ4K - Level 1	
IQ4K - Level 2	
IQ4K - Level 3	
IQ4K - Level 4	
IQ4K - Level 5	

Special Health Care Needs (Output Measures)

Asthma

Allergies (including anaphylaxis)

Diabetes

IEP/IFSP

Seizures

Other

2

Identify type(s)

How much was done or produced (Output Measures)

of technical assistance contacts 105

of programs that improved health and safety conditions 58

of HCCI DHS-approved trainings provided by the CCNC 4

of participants attending HCCI DHS-approved trainings 40

How well did we do it (Quality/Efficiency Measures)

Cost per Program for the service	\$23,261.21	33	\$704.89
	Total Cost	# of Programs	

% of Programs with a Rating of 3 or higher in QRS System or an IQ4K Rating	10	33	30.3%
	# Achieved	# Possible	

What Was the Change in Conditions for Those We Served (Outcome Measures)

% of special health care needs with a special needs care plan in place	2	2	100.0%
	# Achieved	# Possible	

% of programs receiving CCNC services that improve health and safety conditions in their early learning environments	58	33	175.76%
	# Achieved	# Possible	

% of participants that report increased knowledge as a result of HCCI trainings	40	40	100.0%
	# Achieved	# Possible	

Coordinated Intake - Indirect Service

Name of Program or Service Coordinated Intake and Referral

List the name of each contractor funded.

Contractor Johnson County Social Services

Description Provide referral, support, coordination, and follow-up for Johnson County families with children ages 0-5 to access available services regarding family support, early care and education, and health supports.

Link to Which Comm. Plan Priority or Priorities Increase families' healthy informal networks of support and utilization of appropriate community resources.

How much was invested (Input measures)

Source

School Ready-Quality	\$0.00
School Ready-Other/Undesignated	\$0.00
School Ready-Admin	\$3,000.00
Total	\$3,000.00

Optional: Other Funding Expended and Source

Source

Amount
\$0.00

Total Funding

Total \$3,000.00

Output Measures

The total number of family intake requests processed.

of Family Intakes Processed 255

How well did we do it (Quality/Efficiency Measures)

% of families referred to a program or service	255	255	100.0%
	# Achieved	# Possible	
Cost per Intake	\$3,000.00	255	\$11.76
	Total Cost	# of Intakes	Cost per intake

What Was the Change in Conditions for Those We Served (Outcome Measures)

% of families referral that enrolled in a family support program	217 # Achieved	255 # Possible	85.1%
Families referred that did not enroll in a family support program. List the reasons:	Out of county, did not respond to follow up, over income, child too old or too young for program.		38 255 14.9% # Achieved # Possible

Infant & EC Mental Health Consultation

Name of Program or Service

List the name of each contractor funded.

Contractor

Description

Link to Which Comm. Plan Priority or Priorities

How much was invested (Input measures)

Source	Early Childhood Program	\$0.00
	Early Childhood Admin	\$0.00
	School Ready-Quality	\$0.00
	School Ready-Other/Undesignated	\$0.00
	School Ready-Admin	\$0.00
	Total	\$0.00

Optional: Other Funding Expended and Source

Source	Amount
	\$0.00

Total Funding

Total \$0.00

How well did we do it (Quality/Efficiency Measure)

Early Learning	0	0	0%
	# Achieved	# Possible	
Family Support	0	0	0%
	# Achieved	# Possible	
Special Needs	0	0	0%
	# Achieved	# Possible	
Health, Mental Health and Nutrition	0	0	0%
	# Achieved	# Possible	
Cost per Participant	\$0.00	0	\$0.00
	Total Cost	# of Participants	Cost per participant

Professional Development: Training - Indirect Services

Name of Program or Service	Child Sexual Abuse Prevention
<i>List the name of each contractor funded.</i>	
Contractor	Rape Victim Advocacy Program
Description	RVAP provides Stewards of Children training to child care providers.
Link to Which Comm. Plan Priority or Priorities	Prevention, early detection, and identification of child health issues

How much was invested (Input measures)

Source	Early Childhood Program	\$0.00
	Early Childhood Admin	\$0.00
	School Ready-Quality	\$0.00
	School Ready-Other/Undesignated	\$2,355.13
	School Ready-Admin	\$0.00
	Total	\$2,355.13

Optional: Other Funding Expended and Source

Source	Amount
Other ECI areas	\$8,133.48
	\$8,133.48

Total Funding

Total \$10,488.61

How much was done or produced (Output Measures)

The total number of trainings funded:

of trainings 2

How much was done or produced (Output Measures)

Early Learning 2

Family Support

Special Needs

Health, Mental Health and Nutrition

How well did we do it (Quality/Efficiency Measure)

Early Learning	2	2	100.0%
	# Achieved	# Possible	
Family Support	0	2	0%
	# Achieved	# Possible	
Special Needs	0	2	0%
	# Achieved	# Possible	
Health, Mental Health and Nutrition	0	2	0%
	# Achieved	# Possible	
Cost per Training	\$10,488.61	2	\$5,244.31
	Total Cost	# of Trainings	Cost per training

Public Awareness/Child Fairs - Indirect Services

Name of Program or Service Community Awareness

List the name of each contractor funded.

Contractor Johnson County Social Services

Description Participation in community events to promote ECI funded programs including resource fairs, school ready clinics, black history month at Iowa Children's Museum, Week of the Young Child, Juneteenth, Provider Appreciation.

Link to Which Comm. Plan Priority or Priorities Increase families' healthy informal networks of support and utilization of appropriate community resources.

How much was invested (Input measures)

Source		
	Early Childhood Program	\$1,493.86
	Early Childhood Admin	\$0.00
	School Ready-Quality	\$0.00
	School Ready-Other/Undesignated	\$0.00
	School Ready-Admin	\$0.00
	Total	\$1,493.86

Optional: Other Funding Expended and Source

Source	Amount
	\$0.00

Total Funding

Total \$1,493.86

Output Measures

The total number of activities funded.

of activities 5

The number of families that participated in the awareness activities or child fairs.

of families participating 467

The number of people the public awareness activities are estimated to reach.

of estimated reach 1000

How well did we do it (Quality/Efficiency Measures)

Cost per Activity	\$1,493.86	5	\$298.77
	Total Cost	# of Activities	Cost per activity

What Was the Change in Conditions for Those We Served (Outcome Measures)

% of families with an increased awareness of ECI and early childhood services available to their child	467	467	100.0%
	# Achieved	# Possible	

Quality Improvement for Early Learning - Indirect Services

Name of Program or Service Outdoor Equipment

List the name of each contractor funded.

Contractor Johnson County Social Services

Description provided outdoor equipment grants to quality centers

**Link to Which Comm. Plan
Priority or Priorities** Increase accessibility and availability of quality early education.

How much was invested (Input measures)

Source

Early Childhood Program	\$0.00
Early Childhood Admin	\$0.00
School Ready-Quality	\$0.00
School Ready-Other/Undesignated	\$24,385.18
School Ready-Admin	\$0.00
Total	\$24,385.18

Optional: Other Funding Expended and Source

Source

Amount

\$0.00

Total Funding

Total \$24,385.18

Output Measures

Non-Registered

Non-Registered that became
DHS Registered

DHS Registered

DHS Licensed 6

DE licensed exempt programs

Total Programs 6

QRS Participation (Output Measures)

NAEYC accredited

NAFCC accredited

Head Start Performance Measures

IQPPS

QRS Level 3

QRS Level 4 2

QRS Level 5

IQ4K Level - 1

IQ4K - Level 2

IQ4K - Level 3

IQ4K - Level 4

IQ4K - Level 5

How well did we do it (Quality/Efficiency Measures)

% of programs rating a 3 or higher in the QRS system or an IQ4K rating	2	6	33.33%
	# Achieved	# Possible	

What Was the Change in Conditions for Those We Served (Outcome Measures)

% of programs that improve or maintain at the highest level their QRS or IQ4K rating	6	6	100.0%
	# Achieved	# Possible	

Preschool Scholarship Coordination - Indirect Services

Name of Program or Service School Ready Scholarship Coordination

List the name of each contractor funded.

Contractor Johnson County Social Services

Description For the School Ready Scholarship program, provide community marketing, assist families to complete scholarship applications and document income, receive applications and determine eligibility, issue and monitor scholarship contracts, facilitate monthly payments to contracted programs, submit required reports.

Link to Which Comm. Plan Priority or Priorities Increase accessibility and availability of quality early education.

How much was invested (Input measures)

Source

Early Childhood Program	\$0.00
Early Childhood Admin	\$0.00
School Ready-Quality	\$0.00
School Ready-Other/Undesignated	\$0.00
School Ready-Admin	\$5,000.00
Total	\$5,000.00

Optional: Other Funding Expended and Source

Source	Amount
	\$0.00

Total Funding

Total	\$5,000.00
-------	------------

Output Measures

The total number of applications processed.

of scholarships processed 46

The total number of programs with a scholarship awarded to a child attending the program.

of programs (unduplicated) 8

Programs Meeting a Quality Initiative (Output Measures)

NAEYC Accredited

NAFCC Accredited

Head Start Performance Standards

IQPPS

QRS Level 3 1

QRS Level 4 4

QRS Level 5 1

IQ4K - Level 1

IQ4K - Level 2

IQ4K - Level 3

IQ4K - Level 4

IQ4K - Level 5

How well did we do it (Quality/Efficiency Measures)

Cost per application	\$5,000.00	46	\$108.70
	Total Cost	# of applications	Cost per application
% of programs rating a 3 or higher in the QRS System or an IQ4K rating	6	8	75.0%
	# Achieved	# Possible	

What Was the Change in Conditions for Those We Served (Outcome Measures)

Enter the total number of scholarships awarded.

% of scholarships awarded	19	46	41.3%
	# Achieved	# Possible	

Children applying for a scholarship that did not receive it. List the reasons:

too young, out of county, no funding available, family did not respond.

27	46	58.7%
# Achieved	# Possible	

Technical Assistance: Consultation, Mentoring, Coaching - Indirect Services

Name of Program or Service CART, PEPB, Provider Supports, RHSS, CCBE

List the name of each contractor funded.

Contractor Grant Wood AEA: Childcare Alliance Response Team (CART)
 4Cs: Positive Environments for Positive Behaviors (PEPB), Provider Supports; Registered Home Start-up Services (RHSS)
 Johnson County Social Services: Child Care Start-up Business Equipment (CCBE)

Description EC mental health consultation incl. assessment, intervention plans, staff training, consultation, coaching, documentation.
 Utilize EC-PBIS.
 Visits, directors' workshops, classes, technical assistance. Incl. interpretation and technology support; Starting Strong (immigrant/refugee providers) and Ready Set Go! project-based QI.
 Required equipment to become Registered Child Development Home. Materials to increase quality after registration.

Link to Which Comm. Plan Priority or Priorities Increase quality in early education. Increase accessibility and availability of quality early education. Prevention, early detection, and identification of child health issues.

How much was invested (Input measures)

Source	Early Childhood Program	\$135,144.82
	Early Childhood Admin	\$0.00
	School Ready-Quality	\$0.00
	School Ready-Other/Undesignated	\$3,046.90
	School Ready-Admin	\$0.00

Optional: Other Funding Expended and Source

Source	Amount
AEA, United Way, ACT, 4C's, City of Iowa City, Conference Fees, In-Kind Site Rentals, Class Fees	\$60,404.00
	\$60,404.00

Total Funding

Total \$198,595.72

Output Measures

The total number of visits the consultant, mentor or coach makes to programs. (This may be a duplicate count.)

of visits completed 581

Programs Participating (Output Measures)

Non-Registered	41
DHS Registered	225
DHS Licensed	29
DE licensed exempt programs	1
Total Programs	296

How much was done or produced (Output measures)

- NAEYC Accredited
- NAFCC Accredited
- Head Start Performance Standards
- IQPPS
- QRS Level 3 13
- QRS Level 4 11
- QRS Level 5
- IQ4K - Level 1
- IQ4K - Level 2
- IQ4K - Level 3
- IQ4K - Level 4

How much was done or produced (Output measure)

of programs that jointly set goals with the consultant, mentor or coach

# of programs that set a goal	191
	# Achieved

How well did we do it (Quality/Efficiency Measures)

Cost per Program	\$198,595.72	296	\$670.93
	Total Cost	# of Programs	Cost per program
% of programs rating of 3 or higher in the QRS system or an IQ4K rating	24	296	8.11%
	# Achieved	# Possible	

What Was the Change in Conditions for Those We Served (Outcome Measures)

The total number of programs that met the goals that were jointly established by the program and the consultant, mentor or coach.

% of programs that meet the goals jointly established	132	191	69.11%
	# Achieved	# Possible	

WAGE\$ Program - Indirect Services

Name of Program or Service

List the name of each contractor funded.

Contractor

Description

**Link to Which Comm. Plan
Priority or Priorities**

How much was invested (Input measures)

Source		
	Early Childhood Program	\$0.00
	Early Childhood Admin	\$0.00
	School Ready-Quality	\$0.00
	School Ready-Other/Undesignated	\$0.00
	School Ready-Admin	\$0.00
	Total	\$0.00

NAEYC Accredited

NAFCC Accredited

How well did we do it (Quality/Efficiency Measures)

Average monthly amount of a six-month financial supplement	\$0.00	0	\$0.00
	Total cost of 6-month supplements	# of supplements	Ave. amount of 6-month supplement
% of programs rating a 3 or higher in the QRS system or an IQ4K rating	0	0	0%
	# Achieved	# Possible	

What Was the Change in Conditions for Those We Served (Outcome Measures)

% of recipients who retained employment in their early learning program	0	0	0%
	# Achieved	# Possible	
% of recipients at temporary award levels who earned additional college credit	0	0	0%
	# Achieved	# Possible	

Family Support - Home Visitation

Name of Program or Service	Parents As Teachers
Contractor	Neighborhood Centers of Johnson County United Action for Youth
Description	Home visitation, utilizing Parents As Teachers and Partners for a Healthy Baby curricula, for low-income families with a child prenatal through age 5.
Link to Which Comm. Plan Priority or Priorities	Linked to all ECI Area priorities. Linked to all ECI Area priorities.

How much was invested (Input measures)

Source		
	School Ready-Quality	\$0.00
	School Ready-Other/Undesignated	\$401,882.34
	School Ready-Admin	\$0.00
	Total	\$401,882.34

Optional: Other Funding Expended and Source

Source	Amount
Department of Education, Prevent Child Abuse	\$26,060.00
	\$26,060.00

Total Funding

Total \$427,942.34

Family Support - Parent Education

Name of Program or Service

Contractor

Description

Link to Which Comm. Plan
Priority or Priorities

Linked to all ECI Area priorities.

How much was invested (Input measures)

Source	Amount
School Ready-Quality	\$0.00
School Ready-Other/Undesignated	\$0.00
School Ready-Admin	\$0.00
Total	\$0.00

Optional: Other Funding Expended and Source

Source	Amount
	\$0.00

Total Funding

Total \$0.00

Administrative Staff (service coordination and collaboration)

Name(s) of Administrative Staff Teresa Daugherty, Samantha Turnbull

Employer of Record Johnson County Social Services

How much was invested (Input measures)

Source		
	Early Childhood Admin	\$10,822.01
	School Ready-Quality	\$64,956.29
	School Ready-Other/Undesignated	\$0.00
	School Ready-Admin	\$22,525.44
	Total	\$98,303.74

Optional: Other Funding Expended and Source

Source	Amount
	\$0.00

Total Funding

Total \$98,303.74

Administrative Expenses - Early Childhood Funds

Early Childhood Expenses/Fees		
	Fiscal Agent Fees	\$0.00
	Liability Insurance Fees	\$998.00
	Financial Audit Fees	\$0.00
	Board Expenses	\$0.00
	Association Fees	\$0.00
	Other (non program) describe below	\$0.00
	Total State Administrative	\$998.00

Description

Early Childhood Other (non-program) Description

Administrative Expenses - School Ready Funds

School Ready Funds Expenses/Fees	Admin	Quality	Other/Undesignated	Total
Fiscal Agent Fees	\$0.00	\$0.00	\$0.00	\$0.00
Liability Insurance Fees	\$1,000.00	\$0.00	\$0.00	\$1,000.00
Financial Audit Fees	\$0.00	\$0.00	\$0.00	\$0.00
Board Expenses	\$611.63	\$0.00	\$0.00	\$611.63
Association Fees	\$901.00	\$0.00	\$0.00	\$901.00
Other (non-program) describe below	\$0.00	\$0.00	\$0.00	\$0.00

Total	\$2,512.63	\$0.00	\$0.00	\$2,512.63
-------	------------	--------	--------	------------

Description

School Ready Other (non-program) Description

Confirmation_question

Did you complete all the required forms?* Yes

Early Childhood State Program

Funding	Direct Services	Indirect Services	Total Expended
Early Childhood State Program	\$69,580.88	\$136,638.68	\$206,219.56

Early Childhood State Admin

Funding	Direct Services	Indirect Services	Administrative Staff	Administrative Expenses	Total Expended
Early Childhood State Admin	\$0.00	\$0.00	\$10,822.01	\$998.00	\$11,820.01

Early Childhood Funds Total

Early Childhood Funds Total	\$218,039.57
-----------------------------	--------------

Confirmation_question

Did you complete all the required forms?* Yes

School Ready - Quality

Funding	Direct Services	Indirect Services	Administrative Staff	Administrative Expenses	Total Expended
School Ready - Quality	\$0.00	\$0.00	\$64,956.29	\$0.00	\$64,956.29

School Ready- Other/Undesignated

Funding	Direct Services	Indirect Services	Administrative Staff	Administrative Expenses	Total Expended
School Ready- Other/Undesignated	\$626,370.04	\$53,048.42	\$0.00	\$0.00	\$679,418.46

School Ready- Admin

Funding	Direct Services	Indirect Services	Administrative Staff	Administrative Expenses	Total Expended
School Ready- Admin	\$1,565.98	\$8,000.00	\$22,525.44	\$2,512.63	\$34,604.05

School Ready Funds Total

School Ready Funds Total	\$778,978.80
--------------------------	--------------

Confirmation_question

Did you complete all the required forms?*	Yes
---	-----

Other Funding

Funding	Direct Services	Indirect Services	Administrative Staff	Administrative Expenses	Total Expended
Other Funding	\$916,436.58	\$68,537.48	\$0.00	\$0.00	\$984,974.06

TOTAL ECI Funding

Funding	Direct Services	Indirect Services	Administrative Staff	Administrative Expenses	Total Expended
TOTAL ECI Funding	\$697,516.90	\$197,687.10	\$98,303.74	\$3,510.63	\$997,018.37

Total Expended

Funding	Direct Services	Indirect Services	Administrative Staff	Administrative Expenses	Total Expended
Total Expended	\$1,613,953.48	\$266,224.58	\$98,303.74	\$3,510.63	\$1,981,992.43

Percent of Other Funds Expended

Percent of Other Funds Expended	49.7%
---------------------------------	-------

SFY18-22 Financial Statement Attachment

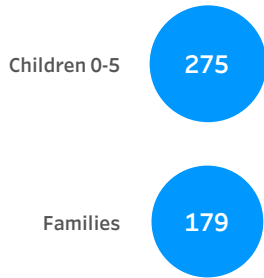
FSSD QMA Report - Output Measures

Reporting Period: Full Year, 2021-2022

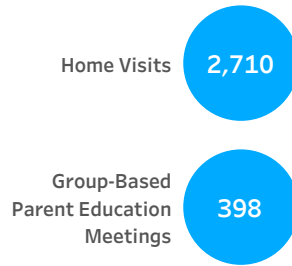


Reporting Year	Reporting Period	Organization Name	Program Name	County	Participants
July 2021 to June 2022	Full Year	All	All	All	All

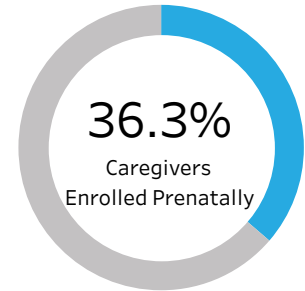
Children & Families Served



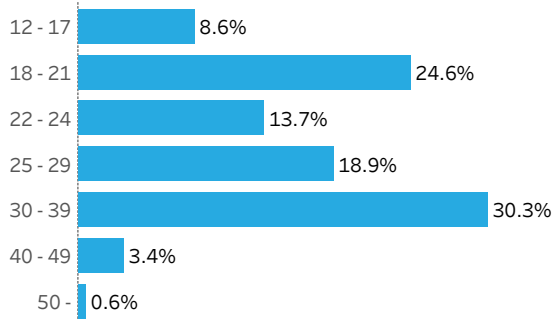
Services Provided



Pregnancy Status at Enrollment

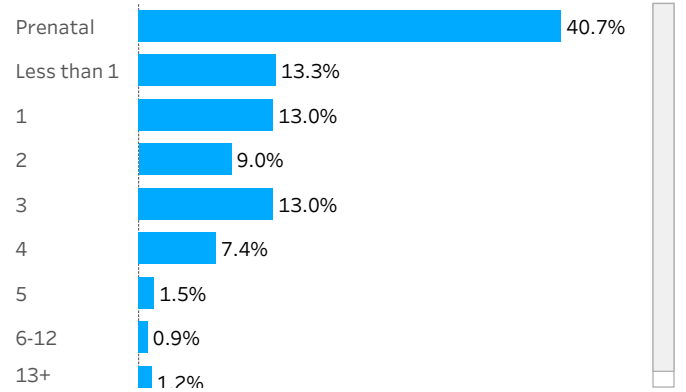


Mom's Age at Enrollment



Average Age: 26.98

Child's Age at Enrollment



If you have questions about this report, please visit <http://daiseyiowa.daiseysolutions.org/> or contact the Iowa DAISEY Help Desk at daisey.iowa@ku.edu.

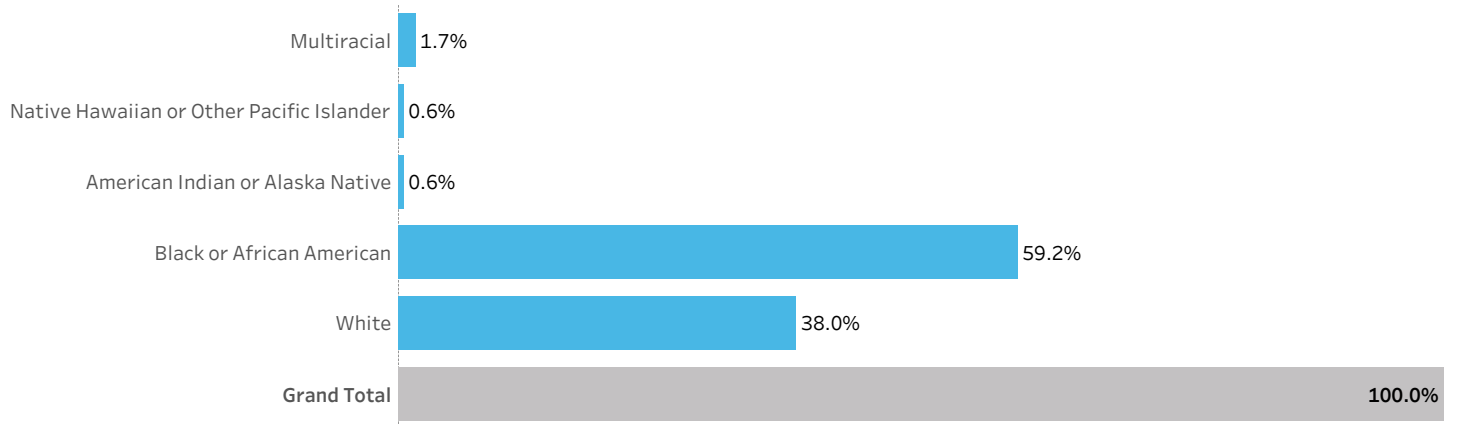
Primary Caregiver & Household Demographics

Reporting Period: Full Year, 2021-2022

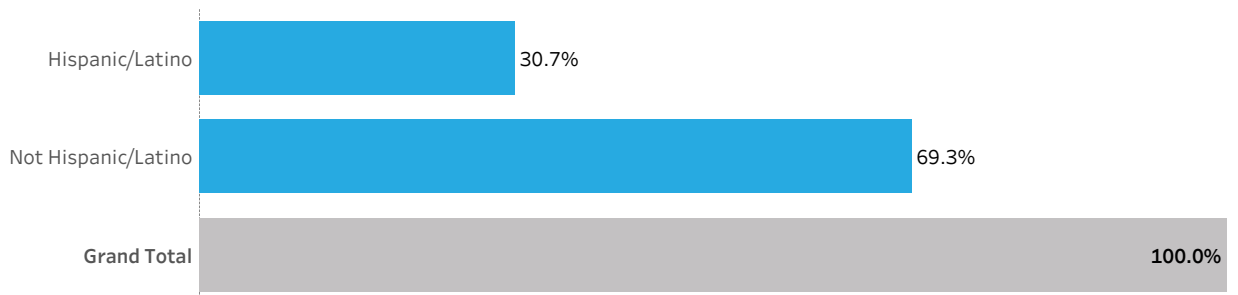


Reporting Year	Reporting Period	Organization Name	Program Name	County	Participants
July 2021 to June 2022	Full Year	All	All	All	All

Primary Caregiver Race



Primary Caregiver Ethnicity



If you have questions about this report, please visit <http://daisyiowa.daiseysolutions.org/> or contact the Iowa DAISEY Help Desk at daisey.iowa@ku.edu.

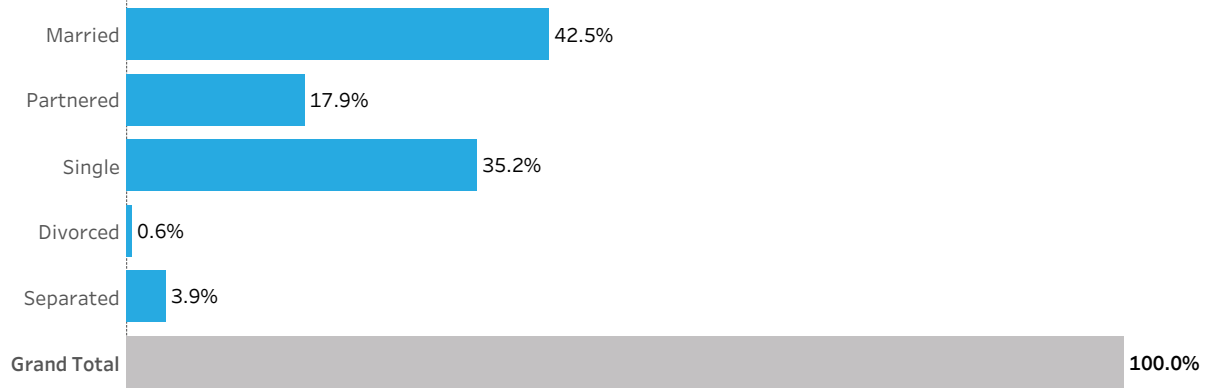
Primary Caregiver & Household Demographics

Reporting Period: Full Year, 2021-2022

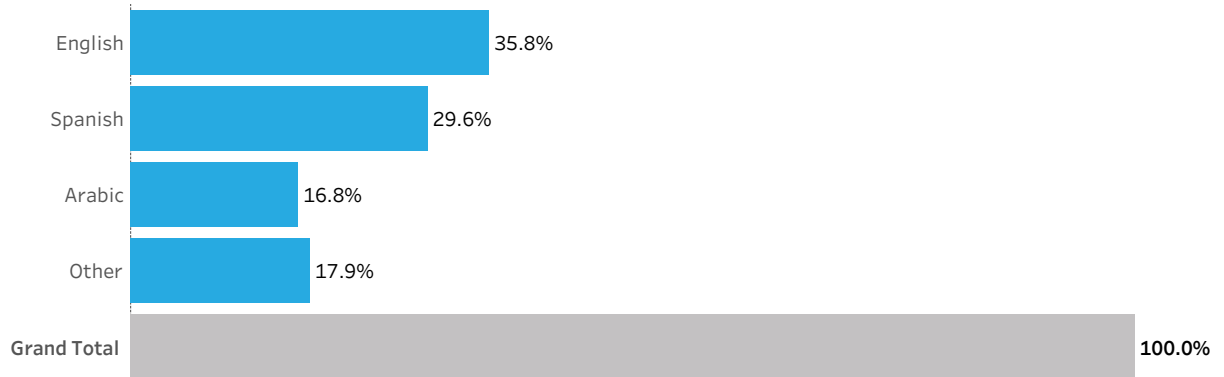


Reporting Year	Reporting Period	Organization Name	Program Name	County	Participants
July 2021 to June 2022	Full Year	All	All	All	All

Primary Caregiver Marial Status



Primary Language Spoken in the Home



If you have questions about this report, please visit <http://daiseyiowa.daiseysolutions.org/> or contact the Iowa DAISEY Help Desk at daisey.iowa@ku.edu.

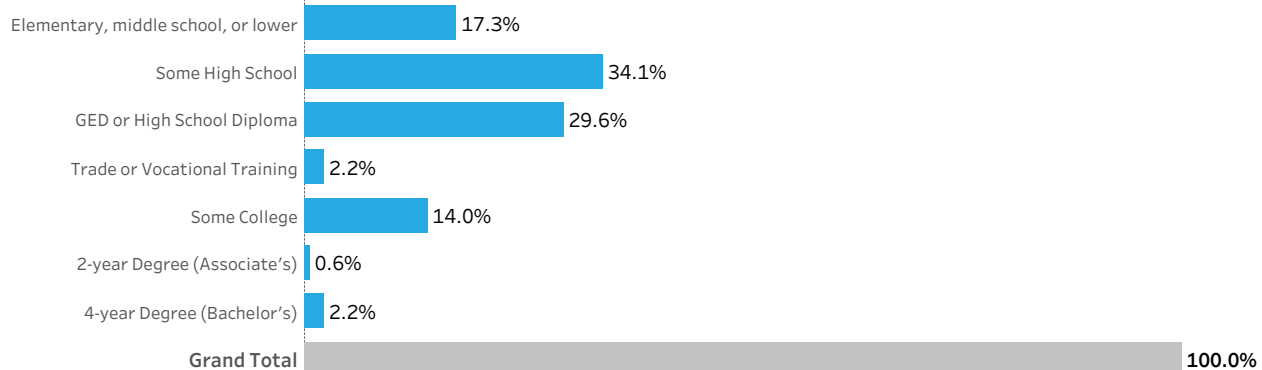
Primary Caregiver & Household Demographics

Reporting Period: Full Year, 2021-2022

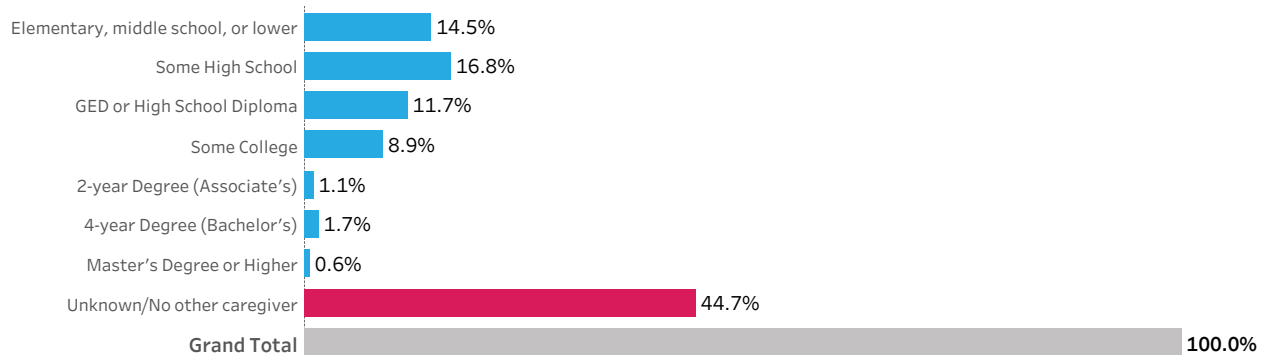


Reporting Year	Reporting Period	Organization Name	Program Name	County	Participants
July 2021 to June 2022	Full Year	All	All	All	All

Primary Caregiver Education



Other Caregiver Education



If you have questions about this report, please visit <http://daiseyiowa.daiseysolutions.org/> or contact the Iowa DAISEY Help Desk at daisey.iowa@ku.edu.

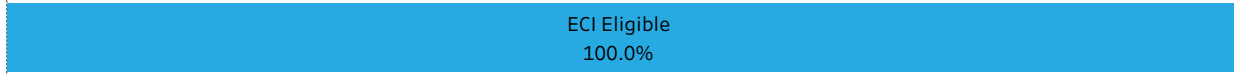
FSSD QMA Report - Other Demographic Questions

Reporting Period: Full Year, 2021-2022



Reporting Year	Reporting Period	Organization Name	Program Name	County	Participants
July 2021 to June 2022	Full Year	All	All	All	All

Of Families Newly Enrolled This Period:



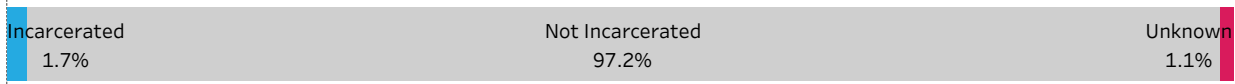
Of Families Enrolled This Period Who Do Not Meet Shared Vision's Primary Requirement:



Of Families Enrolled This Period:



Of Families Served This Period:



Of Female Primary Caregivers Served This Period:



If you have questions about this report, please visit <http://daiseyiowa.daiseysolutions.org/> or contact the Iowa DAISEY Help Desk at daisey.iowa@ku.edu.


Primary Caregiver & Household Demographics

Reporting Period: Full Year, 2021-2022



Reporting Year	Reporting Period	Organization Name	Program Name	County	Participants
July 2021 to June 2022	Full Year	All	All	All	All

Household Size at Enrollment



Federal Poverty Level at Enrollment



If you have questions about this report, please visit <http://daiseyiowa.daiseysolutions.org/> or contact the Iowa DAISEY Help Desk at daisey.iowa@ku.edu.

Edinburgh Postnatal Depression Scale (EPDS) Report

Reporting Period: Full Year, 2021-2022



Reporting Year	Reporting Period	Organization Name	Program Name	County	Participants
July 2021 to June 2022	Full Year	All	All	All	All

Mothers (pregnant or with an infant ≤ 1)	Screened	Screened Positive	Referred	Already in Services
77	11	2	1	1

Of mothers who were pregnant or had an infant ≤ 1 :



Of mothers screened with the EPDS:



Of mothers with a positive EPDS:



If you have questions about this report, please visit <http://daiseyiowa.daiseysolutions.org/> or contact the Iowa DAISEY Help Desk at daisey.iowa@ku.edu.

ASQ:SE Screenings for Age Eligible Children

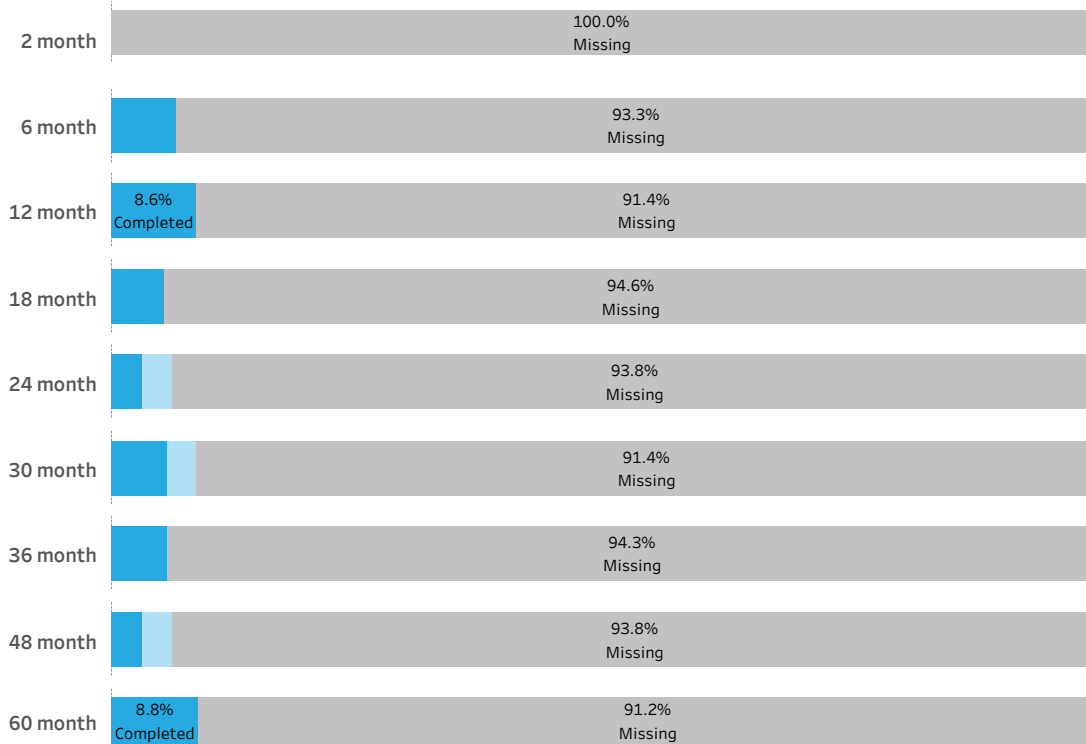
Reporting Period: Full Year, 2021-2022



Reporting Year	Reporting Period	Organization Name	Program Name	County	Participants
July 2021 to June 2022	Full Year	All	All	All	All

Completed Completed outside of range Missing

This dashboard includes both ASQ:SE and ASQ:SE-2 assessment forms. Use of the ASQ:SE-2 began on 4/1/19.



This report combines the ASQ:SE and ASQ:SE-2.

If you have questions about this report, please visit <http://daiseyiowa.daiseysolutions.org/> or contact the Iowa DAISEY Help Desk at daisey.iowa@ku.edu.

ASQ-3 Screenings for Age Eligible Children

Reporting Period: Full Year, 2021-2022



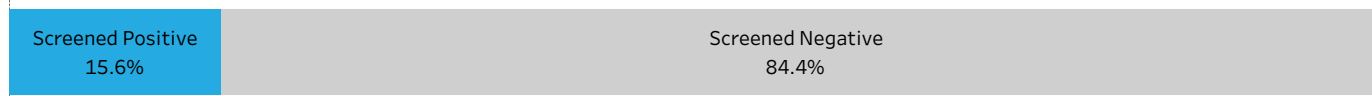
Reporting Year	Reporting Period	Organization Name	Program Name	County	Participants
July 2021 to June 2022	Full Year	All	All	All	All

All age-eligible children	Screened	Screened Positive	Referred
226	167	26	14

Of children who are age-eligible for ASQ-3 screening:



Of children who received ASQ-3 screening:



Of children who screened positive:



If you have questions about this report, please visit <http://daiseyiowa.daiseysolutions.org/> or contact the Iowa DAISEY Help Desk at daisey.iowa@ku.edu.

FSSD QMA Report - Life Skills Progression Annual Outcome Measures

Reporting Period: Full Year, 2021-2022



Reporting Year	Reporting Period	Organization Name	Program Name	County	Participants
July 2021 to June 2022	Full Year	All	All	All	All

Outcome Measures based on Life Skills Progression (LSP)



Outcome Measures based on Life Skills Progression (LSP)



Note: ECI & DHS long-term home visiting programs are required to complete the LSP.

If you have questions about this report, please visit <http://daiseyiowa.daiseysolutions.org/> or contact the Iowa DAISEY Help Desk at daisey.iowa@ku.edu.

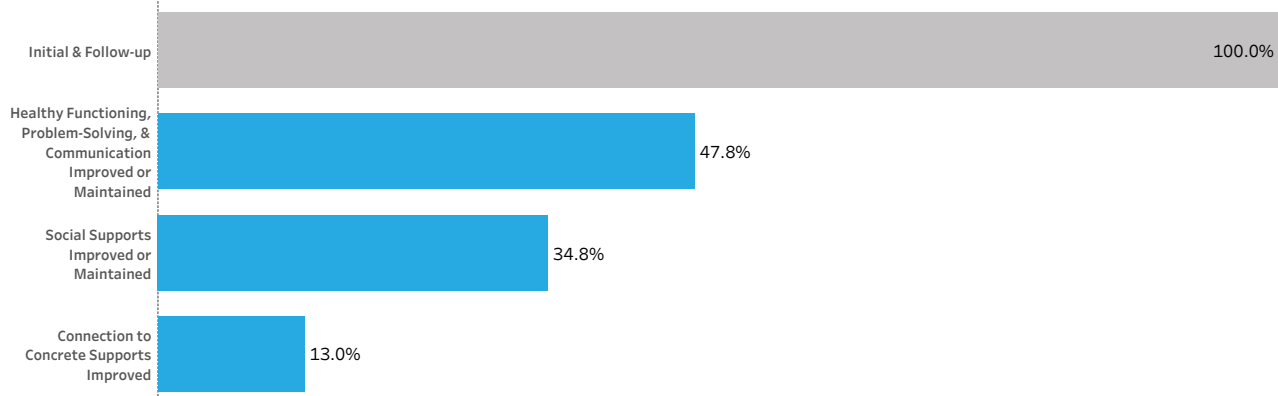
FSSD QMA Report - Protective Factors Survey Annual Outcome Measures

Reporting Period: Full Year, 2021-2022



Reporting Year	Reporting Period	Organization Name	Program Name	County	Participants
July 2021 to June 2022	Full Year	All	All	All	All

Outcome Measures based on Protective Factors Survey (PFS)



Outcome Measures based on Protective Factors Survey (PFS)



Note: ECI & DHS funded group-based parent education and short-term home visitation are required to complete the PFS.

If you have questions about this report, please visit <http://daiseyiowa.daiseysolutions.org/> or contact the Iowa DAISEY Help Desk at daisey.iowa@ku.edu.