



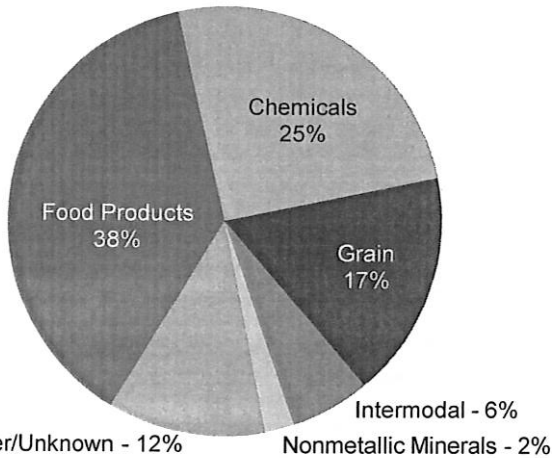
ASSOCIATION OF AMERICAN RAILROADS

Freight Railroads in Iowa

Rail Fast Facts

Operations	Number of freight railroads	15
	Freight railroad mileage	3,818
Employment and Earnings	Number of freight rail employees	3,746
	Average wages & benefits per freight rail employee	\$107,420
Railroad Retirement	Number of railroad retirement beneficiaries	11,200
	Railroad retirement benefits paid	\$206 million
Fuel Efficiency	In 2015, America's railroads moved a ton of freight an average of 473 miles on one gallon of fuel. That's like going from Des Moines to Indianapolis. On average, railroads are four times more fuel efficient than trucks. Moving freight by rail instead of truck reduces greenhouse gas emissions by 75 percent.	
Cutting Highway Gridlock	One train can carry as much freight as several hundred trucks. It would have taken approximately 19.8 million additional trucks to handle the 357.2 million tons of freight that originated in, terminated in, or moved through Iowa by rail in 2014.	

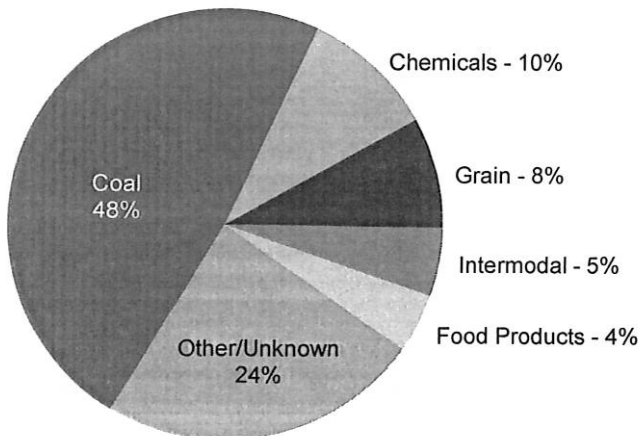
Rail Traffic Originated in 2015 Total Carloads: 534,100



Commodity	Carloads	Percent
Food Products	202,000	38%
Chemicals	135,100	25%
Grain	91,100	17%
Intermodal	31,700	6%
Nonmetallic Minerals	11,600	2%
Other/Unknown	62,600	12%

Source: AAR/Railinc

Rail Traffic Terminated in 2015 Total Carloads: 417,100



Commodity	Carloads	Percent
Coal	201,300	48%
Chemicals	41,700	10%
Grain	34,700	8%
Intermodal	21,400	5%
Food Products	18,400	4%
Other/Unknown	99,600	24%

Source: AAR/Railinc



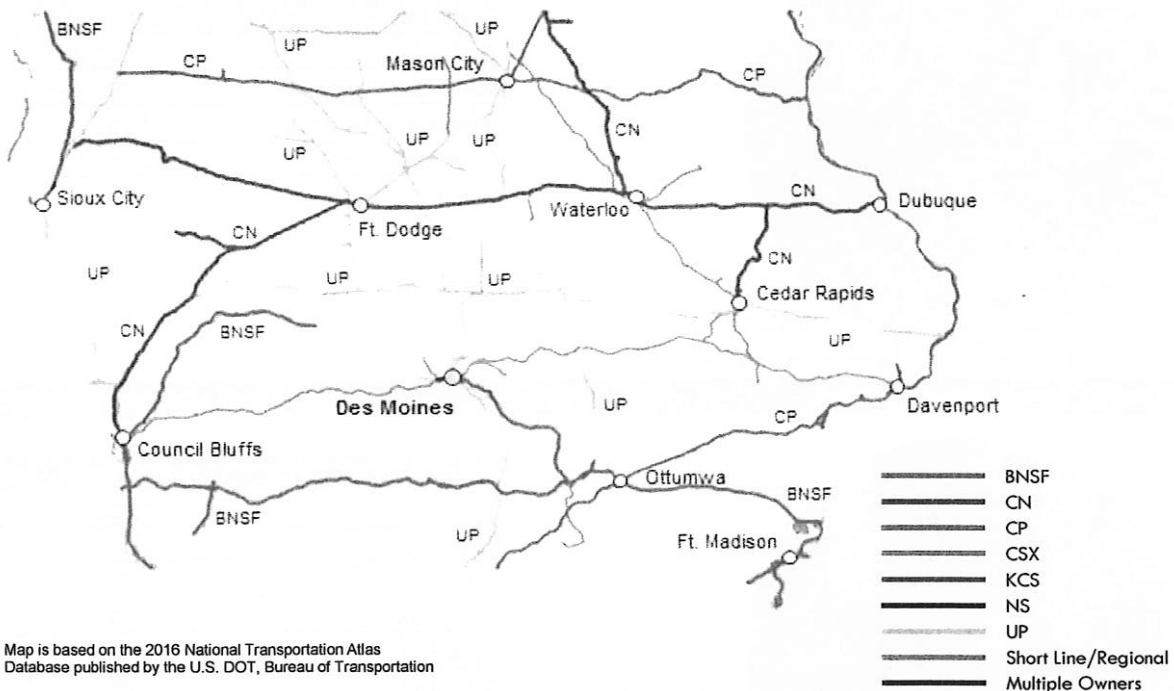
ASSOCIATION OF AMERICAN RAILROADS

Freight Railroads in Iowa

	Miles Operated In Iowa in 2015
Class I Railroads	
BNSF Railway Company	653
Canadian National	574
Norfolk Southern Corp.	43
Canadian Pacific Railway	663
Union Pacific Railroad Co.	1,385
	3,318
Regional Railroads	
Iowa Interstate Railroad, Ltd.	331
	331
Local Railroads	
Cedar Rapids & Iowa City Railway	60
D&I Railroad	29
Iowa Northern Railway Co.	215
Iowa River Railroad	9
Iowa Southern Railway Company	35
Iowa Traction Railway Co.	13
Keokuk Junction Railway	2
	363

Iowa Totals	Number of Freight Railroads	Miles Operated	
		Excluding Trackage Rights	Including Trackage Rights
Class I	5	3,140	3,318
Regional	1	328	331
Local	7	338	363
Switching & Terminal	2	12	12
Total	15	3,818	4,024

	Miles Operated In Iowa in 2015
Switching & Terminal Railroads	
Boone & Scenic Valley Railroad	2
Burlington Junction Railway	10
	12



Class I Railroad: A railroad with 2015 operating revenues of at least \$457.9 million. **Regional Railroad:** A non-Class I line-haul railroad that has annual revenues of at least \$40 million, or that operates at least 350 miles of road and revenues of at least \$20 million. **Local Railroad:** A railroad which is neither a Class I nor a Regional Railroad, and which is engaged primarily in line-haul service. **Switching & Terminal Railroad:** A non-Class I railroad engaged primarily in switching and/or terminal services for other railroads.